

Name: \_\_\_\_\_ Date: \_\_\_\_\_

Divide each bar into equal parts.




Example




Divide the bar into halves.

1



Divide the bar into thirds.

2



Divide the bar into quarters.




Name: \_\_\_\_\_ Date: \_\_\_\_\_




## Divide the number line into equal parts

Example




Divide the number line into halves.

1



Divide the number line into quarters.

2



Divide the number line into thirds.

Copyright © 2014 Symphony Learning LLC. Permission is granted to reproduce this sheet for classroom use.




Name: \_\_\_\_\_ Date: \_\_\_\_\_

# Divide the box into equal parts




Example




Divide the box into halves.

1



Divide the box into thirds.

2



Divide the box into quarters.

