

Name: _____ Date: _____




Divide each bar into equal parts and create the fraction.

Example



Create $\frac{1}{3}$

1



Create $\frac{1}{2}$

2



Create $\frac{1}{4}$




Name: _____ Date: _____



Manipulatives

Divide the number line into equal parts to mark the fraction.

Example



Place a dot on $\frac{1}{2}$

1

A horizontal number line with arrows at both ends. A vertical tick mark at the left end is labeled '0'. A vertical dashed tick mark is at the right end.

Place a dot on $\frac{1}{3}$

2

A horizontal number line with arrows at both ends. A vertical tick mark at the left end is labeled '0'. A vertical dashed tick mark is at the right end.

Place a dot on $\frac{1}{4}$

Copyright © 2014 Symphony Learning LLC. Permission is granted to reproduce this sheet for classroom use.





Name: _____ Date: _____



Divide the box into equal parts and create each fraction.

Example



Create $\frac{1}{4}$



Create $\frac{1}{3}$



Create $\frac{1}{2}$

