

Name: \_\_\_\_\_ Date: \_\_\_\_\_

Draw the missing fraction bar and number.



Manipulatives and Symbols

Example



0.4



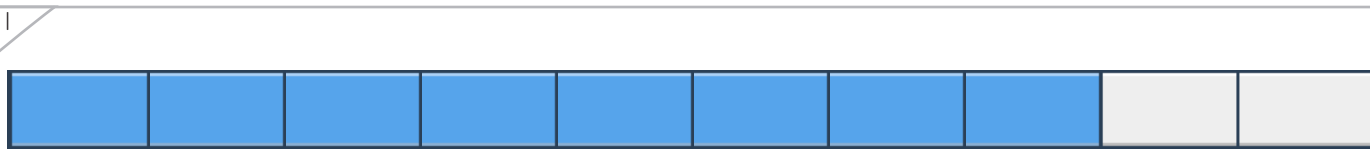
0.3



0.2



0.1



\_\_\_\_\_



0.7



\_\_\_\_\_



0.5

Copyright © 2014 Symphony Learning LLC. Permission is granted to reproduce this sheet for classroom use.





Name: \_\_\_\_\_ Date: \_\_\_\_\_

Draw the missing fraction bar and number.



Manipulatives and Symbols

1

1.00

0.80

0.70

2

0.60

0.50

Copyright © 2014 Symphony Learning LLC. Permission is granted to reproduce this sheet for classroom use.



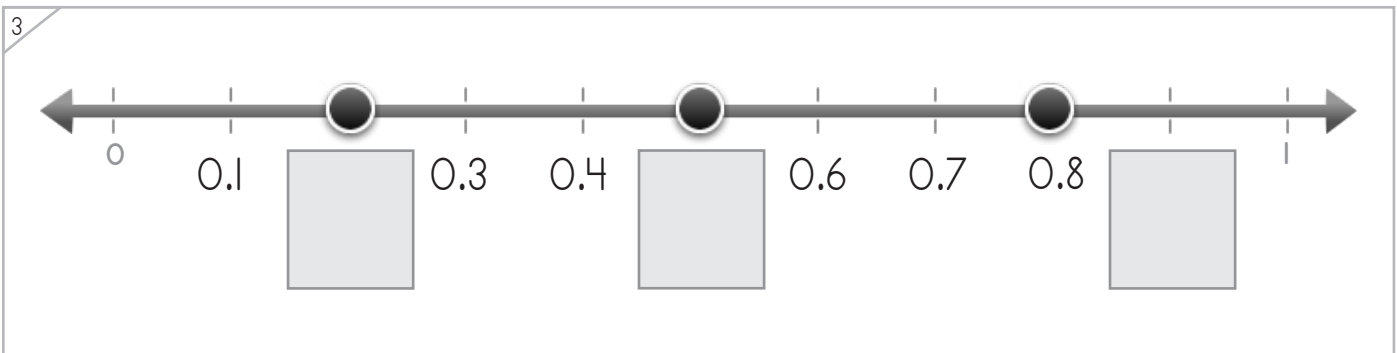
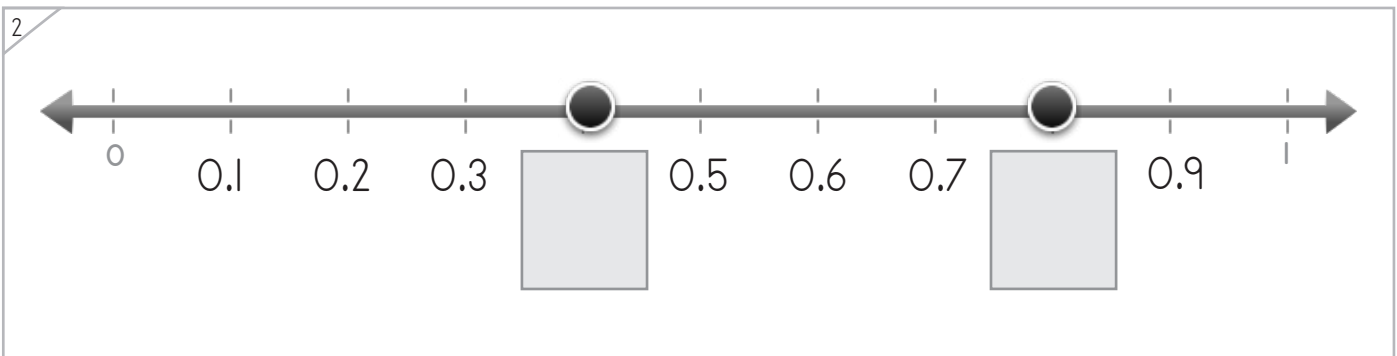
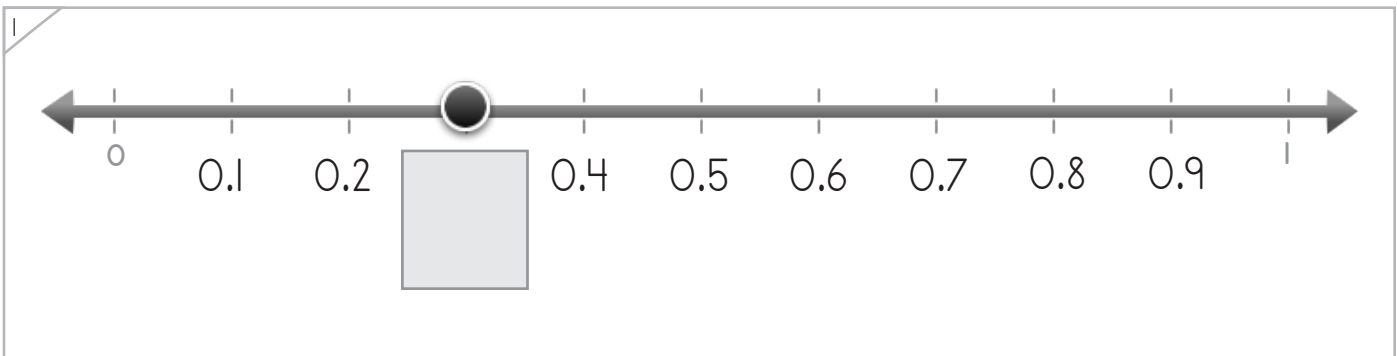
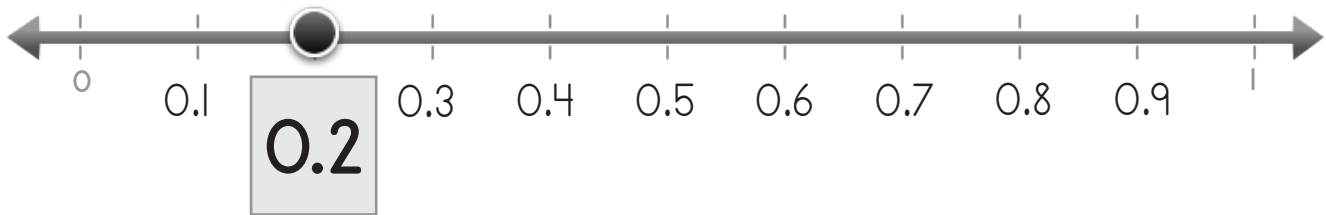
Name: \_\_\_\_\_ Date: \_\_\_\_\_



Manipulatives and Symbols

Write the missing decimals on each number line.

Example



Copyright © 2014 Symphony Learning LLC. Permission is granted to reproduce this sheet for classroom use.



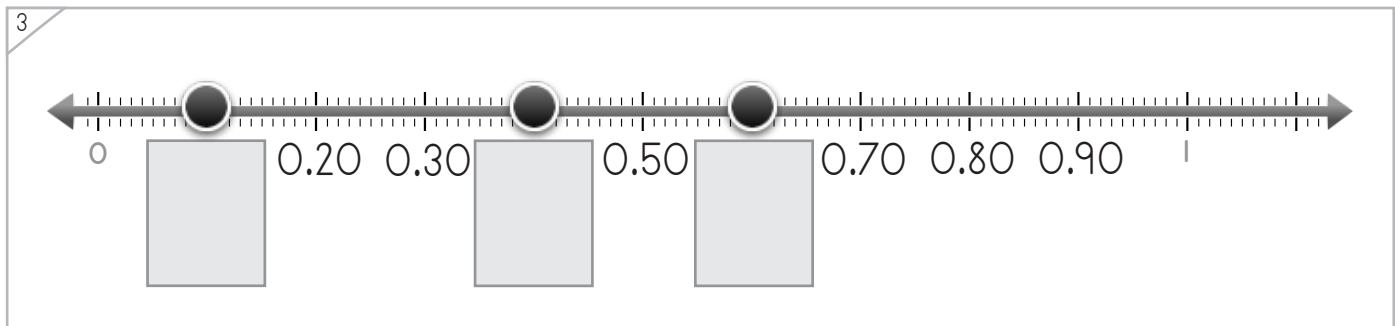
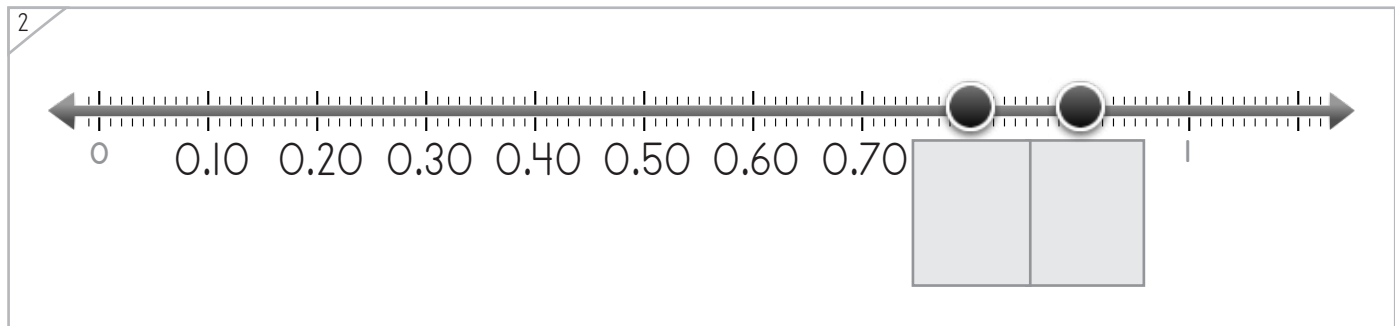
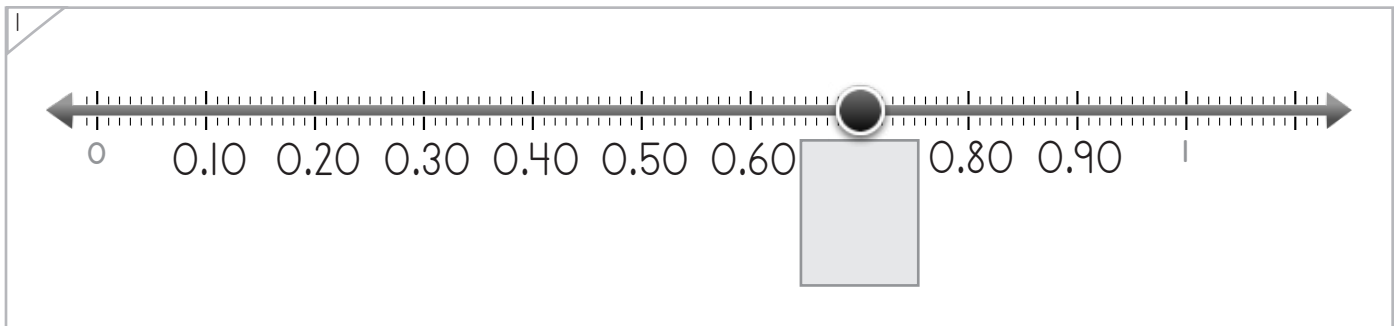
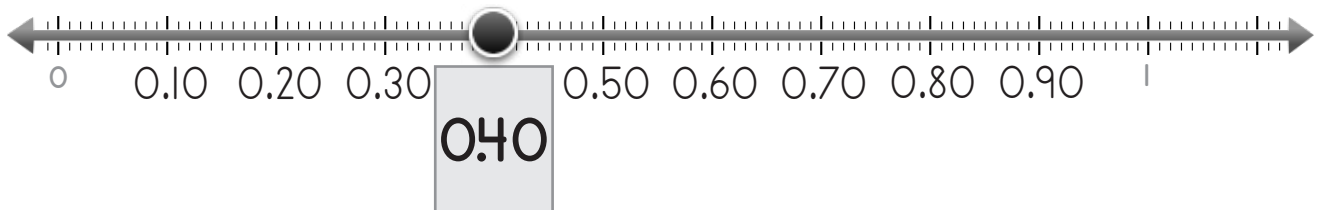
Name: \_\_\_\_\_ Date: \_\_\_\_\_



Manipulatives and Symbols

Write the missing decimals on each number line.

Example



Copyright © 2014 Symphony Learning LLC. Permission is granted to reproduce this sheet for classroom use.



Name: \_\_\_\_\_ Date: \_\_\_\_\_



Symbols

Write the missing number.

0.1 ,  , 0.3 ,

0.4 ,  , 0.2 , 0.1 ,

0.1 ,  , 0.3 ,  , 0.5 ,

, 0.8 , 0.7 ,  , 0.5 , 0.4 ,

Copyright © 2014 Symphony Learning LLC. Permission is granted to reproduce this sheet for classroom use.



Name: \_\_\_\_\_ Date: \_\_\_\_\_



Symbols

Write the missing number.

0.10 ,  , 0.30 , 0.40 ,

0.80 ,  , 0.60 , 0.50 ,

0.30 ,  , 0.50 ,  , 0.70

0.80 ,  ,  , 0.50 ,  ,

Copyright © 2014 Symphony Learning LLC. Permission is granted to reproduce this sheet for classroom use.

