


Name: _____ Date: _____


Draw a dot on the number line to match the decimal comparison.



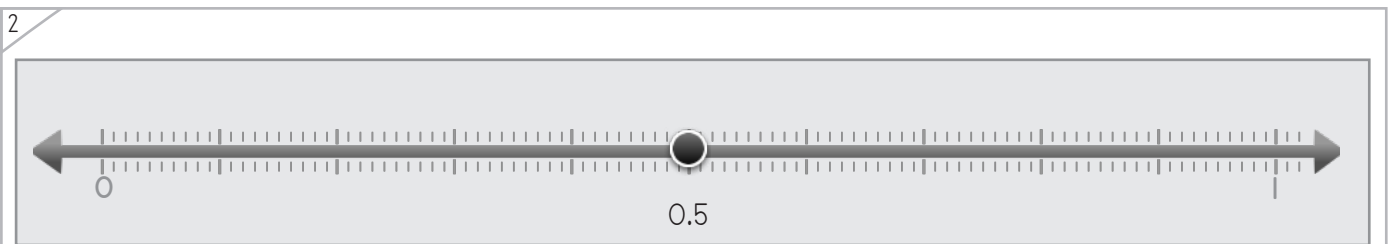
Example



$$0.8 > 0.76$$



$$0.6 > 0.27$$



$$0.5 < 0.61$$



Name: _____ Date: _____

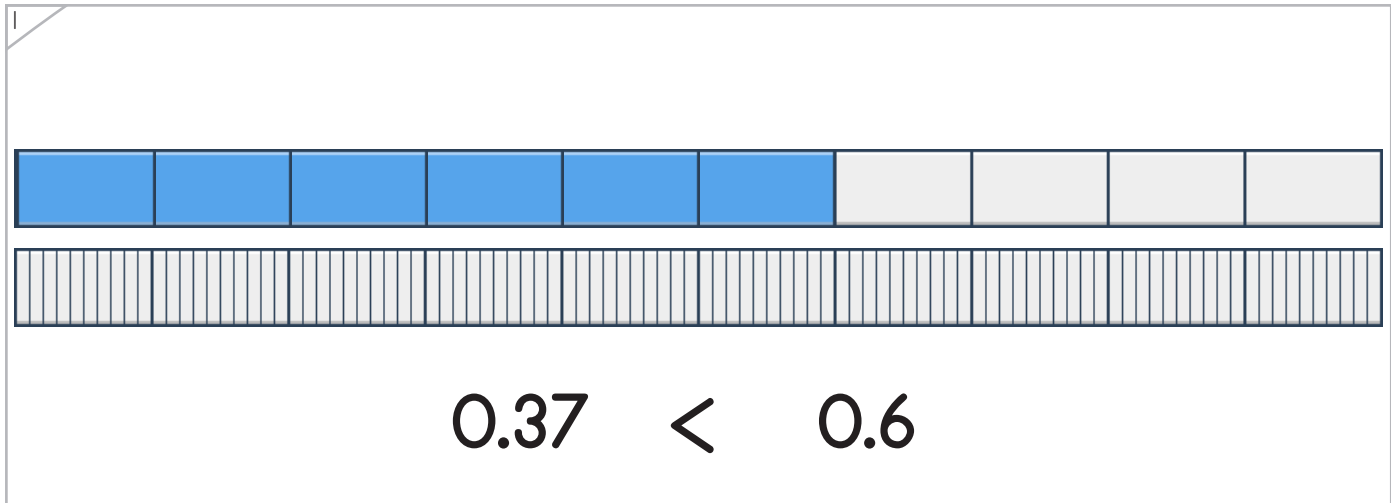


Fill in the bars to match the number comparison.

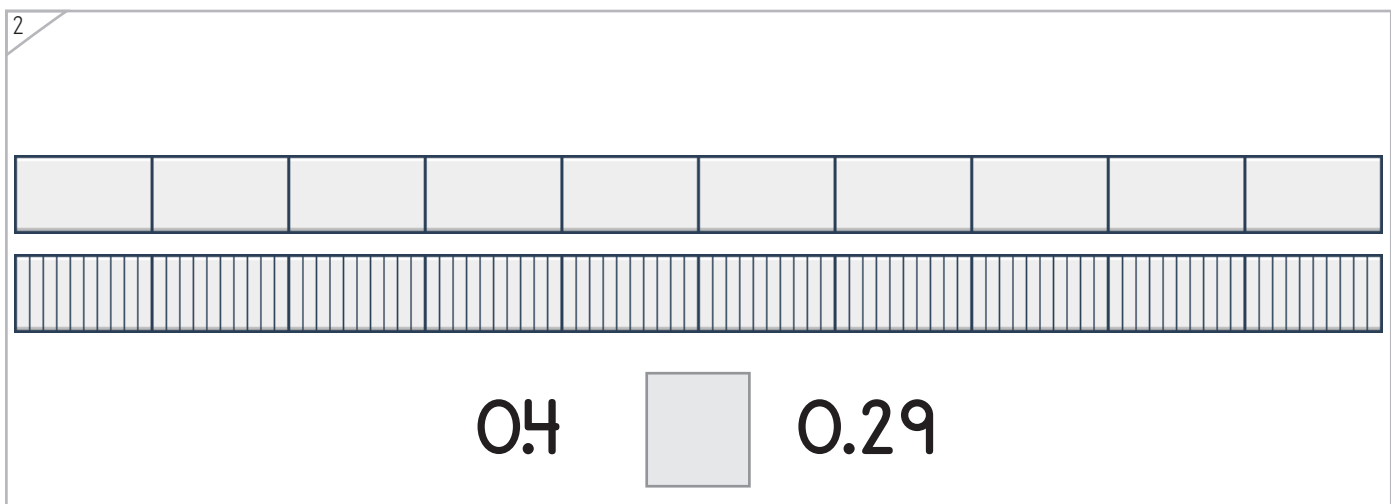
Example



$$0.77 > 0.5$$



$$0.37 < 0.6$$



$$0.4 \quad \square \quad 0.29$$



Name: _____ Date: _____

Draw dots and decimals to match the number line and comparison.



Manipulatives and Symbols

1

0.29 < 0.4

A number line from 0 to 1 with major tick marks every 0.1 and minor tick marks every 0.01. A dot is placed at the 29th minor tick mark after 0.

2

> 0.7

A number line from 0 to 1 with major tick marks every 0.1 and minor tick marks every 0.01.

3

0.63 <

A number line from 0 to 1 with major tick marks every 0.1 and minor tick marks every 0.01. A dot is placed at the 63rd minor tick mark after 0.

4

0.4 0.49

A number line from 0 to 1 with major tick marks every 0.1 and minor tick marks every 0.01.

Copyright © 2014 Symphony Learning LLC. Permission is granted to reproduce this sheet for classroom use.



Name: _____ Date: _____

Draw dots and fractions to make the number comparison true.



Manipulatives and Symbols

1

0.9 0.19

2

$0.57 <$

3

$<$

4

0.4 0.39

Copyright © 2014 Symphony Learning LLC. Permission is granted to reproduce this sheet for classroom use.



Name: _____ Date: _____



Symbols

Fill in the boxes to make each number comparison true.

0.32 <input type="text"/> 0.2	$0.38 >$ <input type="text"/>
$0.73 >$ <input type="text"/>	0.9 <input type="text"/> 0.83
0.38 <input type="text"/> 0.3	<input type="text"/> $<$ 0.7
<input type="text"/> $<$ 0.2	0.46 <input type="text"/> 0.4
$0.81 >$ <input type="text"/>	<input type="text"/> $<$ 0.1
0.89 <input type="text"/> 0.9	<input type="text"/> $<$ <input type="text"/>

