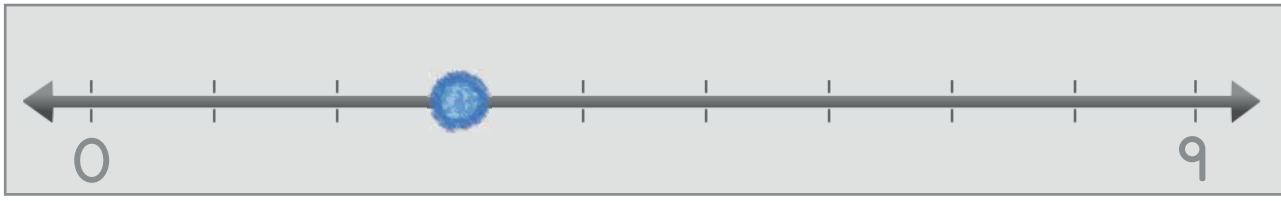


Name: _____ Date: _____

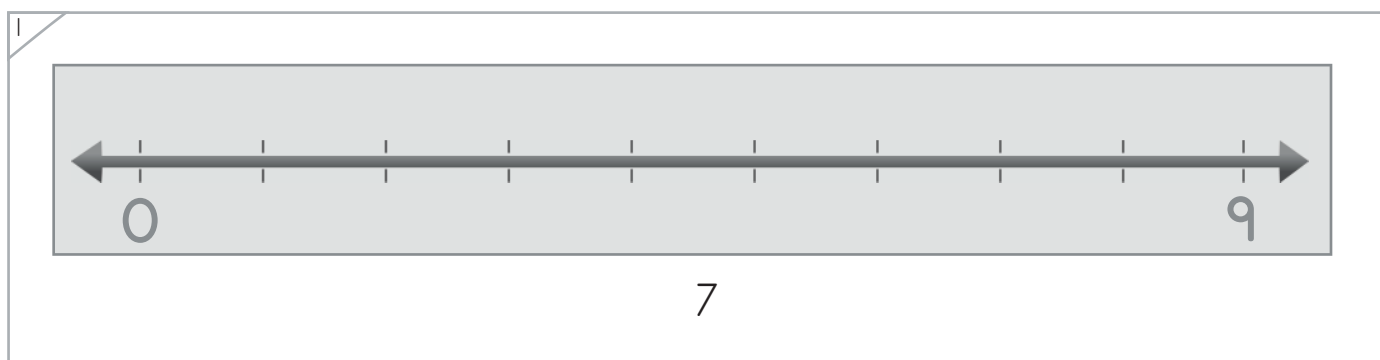


Draw a dot to match the number.

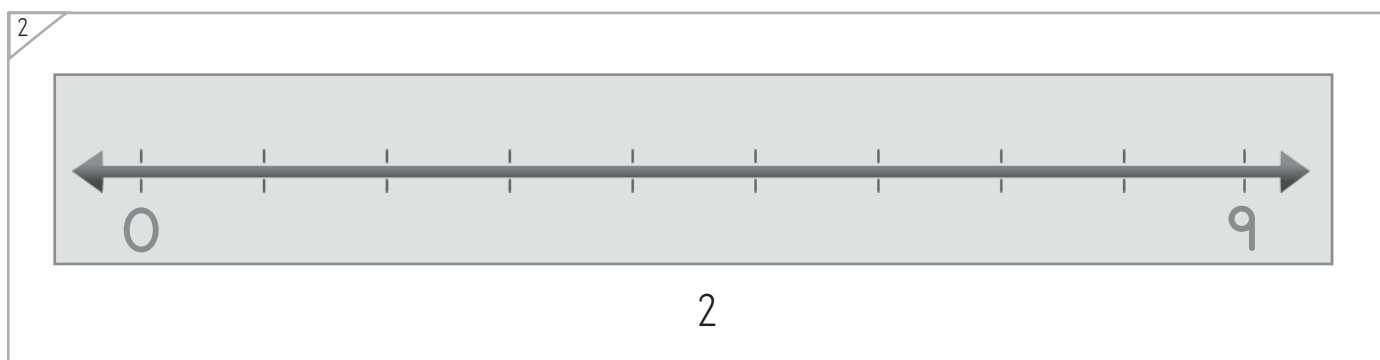
Example



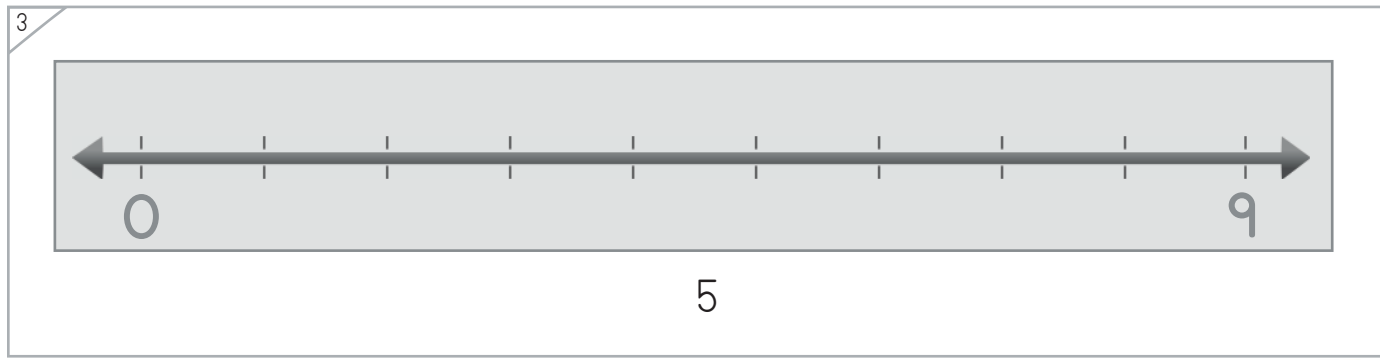
3



7



2



5

Copyright © 2019 Symphony Learning LLC. Permission is granted to reproduce this sheet for classroom use.





Name: _____ Date: _____



Manipulatives and Symbols

Draw a dot card to match the number.

Example



1

2

Copyright © 2019 Symphony Learning LLC. Permission is granted to reproduce this sheet for classroom use.




Name: _____ Date: _____




Manipulatives and Symbols

Draw a dot card to match the number.


1




2



3



4



Copyright © 2019 Symphony Learning LLC. Permission is granted to reproduce this sheet for classroom use.




Name: _____ Date: _____



Manipulatives and Symbols

Write the number to match the dot card.

Example



1

2

Copyright © 2019 Symphony Learning LLC. Permission is granted to reproduce this sheet for classroom use.



Name: _____ Date: _____



Write the number to match the dot card.

1

2

3

4

Copyright © 2019 Symphony Learning LLC. Permission is granted to reproduce this sheet for classroom use.

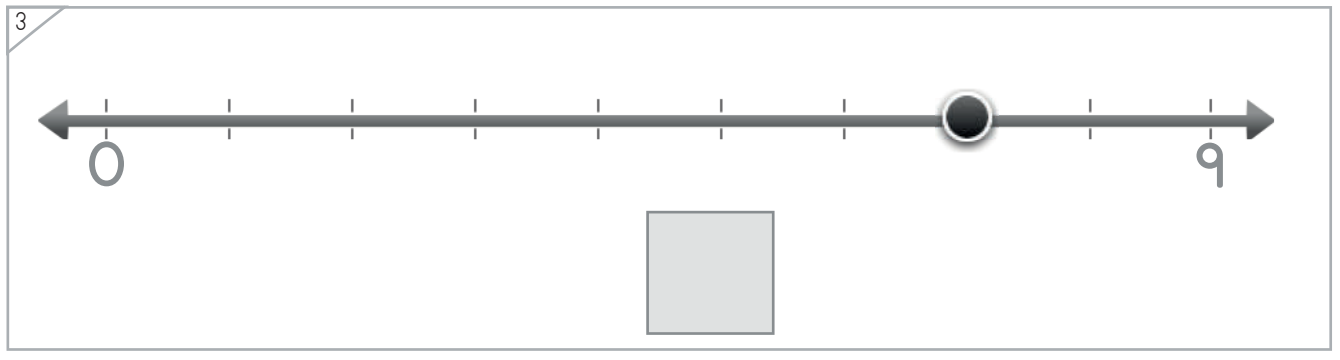
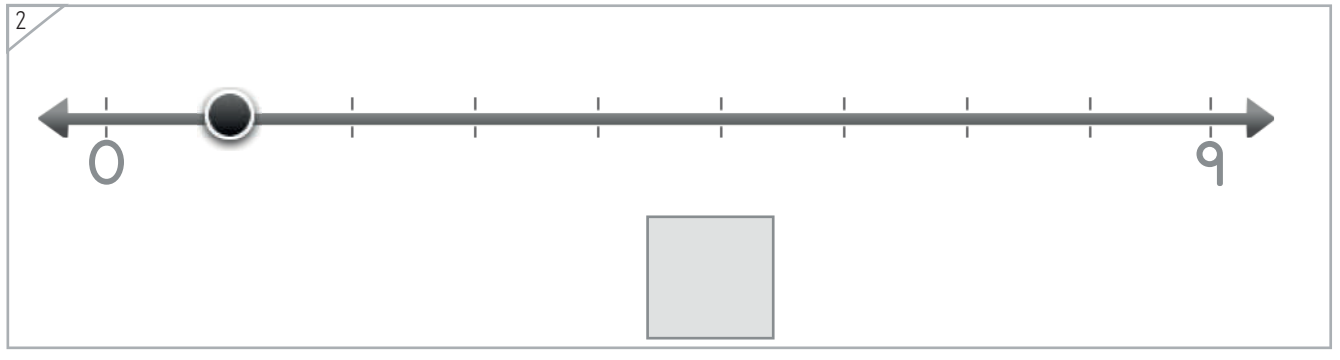
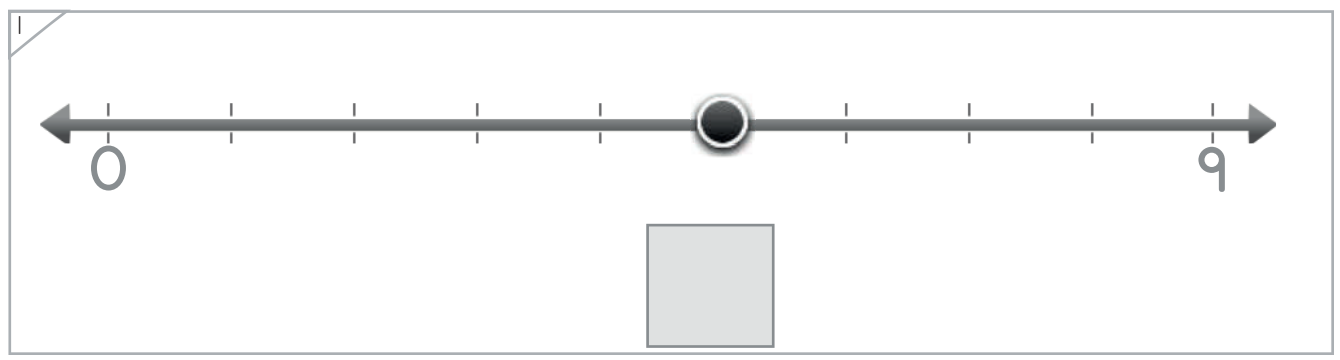
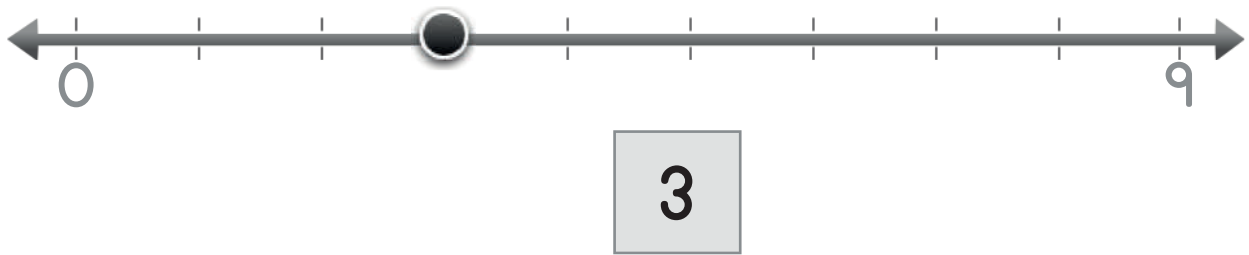


Name: _____ Date: _____



Write the missing number.

Example



Copyright © 2019 Symphony Learning LLC. Permission is granted to reproduce this sheet for classroom use.





Draw a bar to match the number.

Example

A horizontal bar divided into 10 equal segments. The last segment on the right is filled with a yellow square. To the right of the bar is a square box containing the number 1.

A horizontal bar divided into 10 equal segments. To the right of the bar is a square box containing the number 3.

A horizontal bar divided into 10 equal segments. To the right of the bar is a square box containing the number 2.



Name: _____ Date: _____



Manipulatives and Symbols

Draw a bar to match the number.

3

6

2

5

1

9

Copyright © 2019 Symphony Learning LLC. Permission is granted to reproduce this sheet for classroom use.



Name: _____ Date: _____




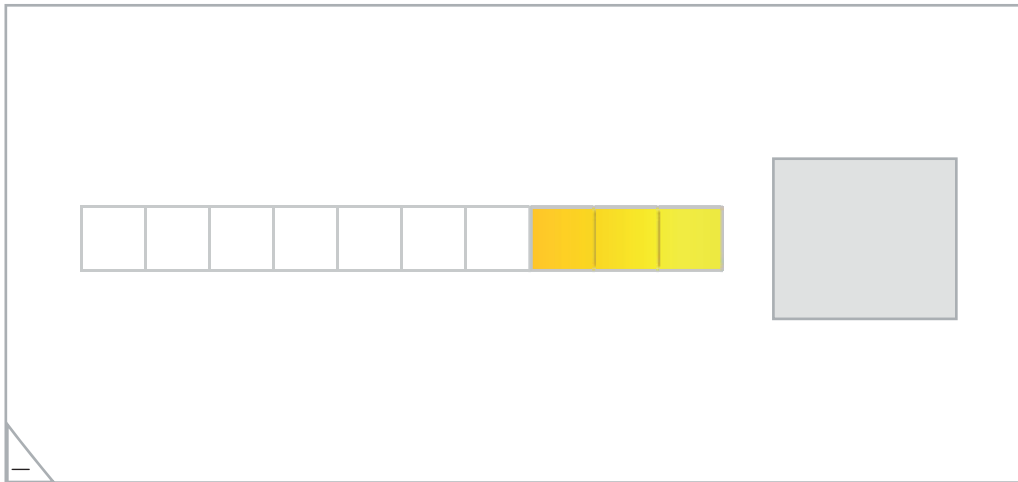
Manipulatives and Symbols

Write a number to match the bar.

Example



5



Name: _____ Date: _____



Manipulatives and Symbols

Write a number to match the bar.

3

A horizontal bar composed of 10 equal-sized rectangular blocks. The first 5 blocks are white, and the next 5 blocks are yellow. To the right of the bar is a gray square.

2

A horizontal bar composed of 10 equal-sized rectangular blocks. The first 2 blocks are white, and the next 8 blocks are blue. To the right of the bar is a gray square.

1

A horizontal bar composed of 10 equal-sized rectangular blocks. The first 9 blocks are white, and the last 1 block is yellow. To the right of the bar is a gray square.

Copyright © 2019 Symphony Learning LLC. Permission is granted to reproduce this sheet for classroom use.

