


Name: \_\_\_\_\_ Date: \_\_\_\_\_

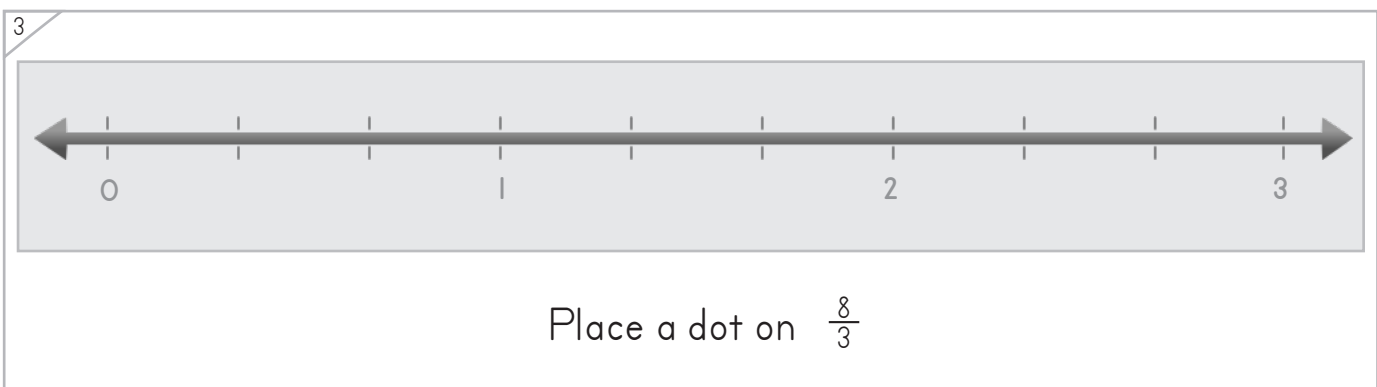
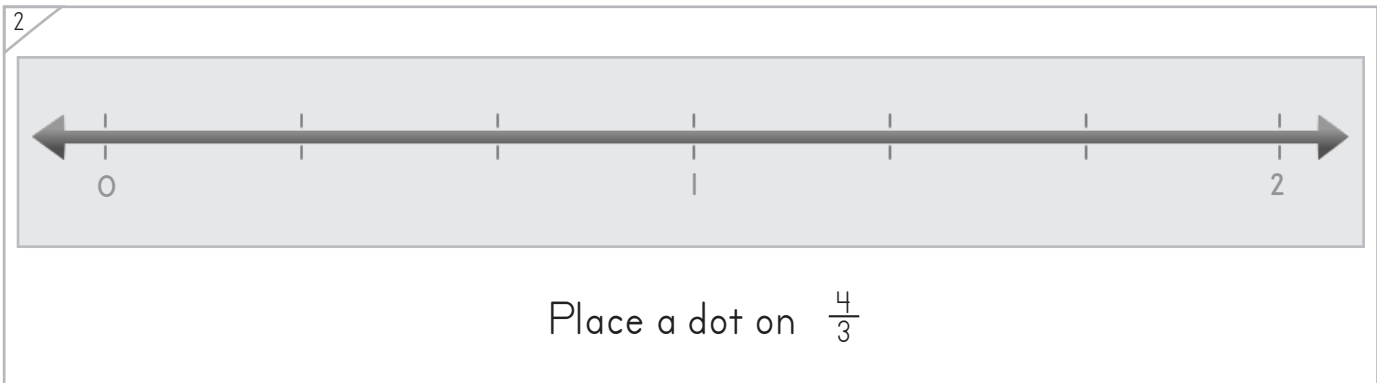
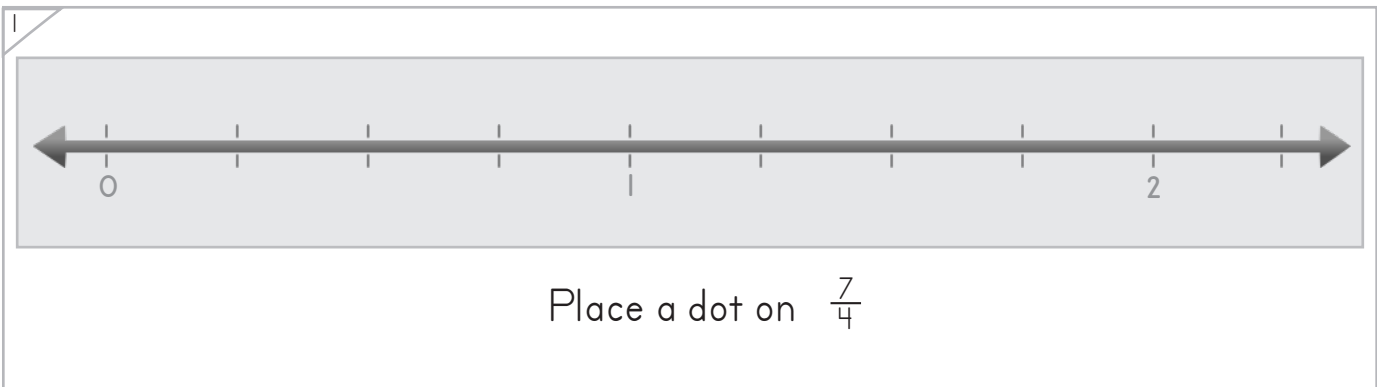


Draw a dot on the number line for the fraction.

Example



Place a dot on  $\frac{3}{2}$



Copyright © 2014 Symphony Learning LLC. Permission is granted to reproduce this sheet for classroom use.




Name: \_\_\_\_\_ Date: \_\_\_\_\_



Divide each bar into equal parts and create the fraction.

Example



Create  $\frac{3}{2}$

1

Create  $\frac{4}{3}$

2

Create  $\frac{7}{4}$

3

Create  $\frac{8}{3}$

Copyright © 2014 Symphony Learning LLC. Permission is granted to reproduce this sheet for classroom use.

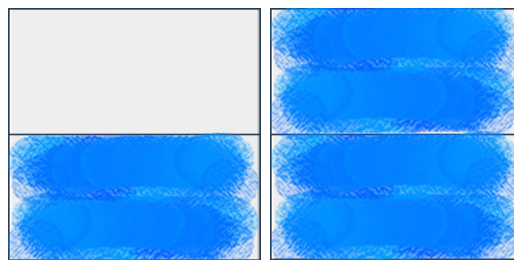


Name: \_\_\_\_\_ Date: \_\_\_\_\_



Divide the box into equal parts and create each fraction.

Example



Create  $\frac{3}{2}$

1

Create  $\frac{4}{3}$

2

Create  $\frac{7}{4}$

3

Create  $\frac{8}{3}$

