

Name: _____ Date: _____



Draw a dot on the number line for the mixed number.

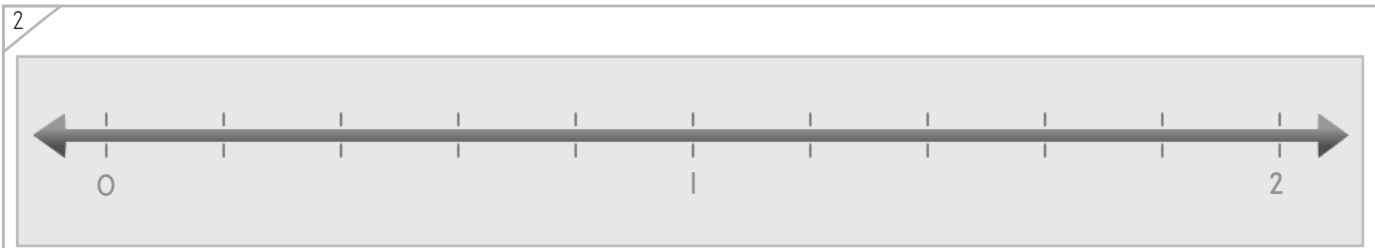
Example



Place a dot on $2 \frac{1}{3}$



Place a dot on $1 \frac{2}{4}$



Place a dot on $1 \frac{3}{5}$



Place a dot on $2 \frac{2}{3}$

Copyright © 2014 Symphony Learning LLC. Permission is granted to reproduce this sheet for classroom use.



Name: _____ Date: _____




Create the mixed number.

Example




Create $1 \frac{3}{5}$

1




Create $2 \frac{1}{3}$

2



Create $1 \frac{2}{4}$

3




Create $2 \frac{2}{3}$





Draw the boxes to create each mixed number.

Example



Create $2 \frac{1}{3}$

1

Create $3 \frac{2}{5}$

2

Create $1 \frac{2}{4}$

3

Create $2 \frac{2}{3}$

