


Name: _____ Date: _____

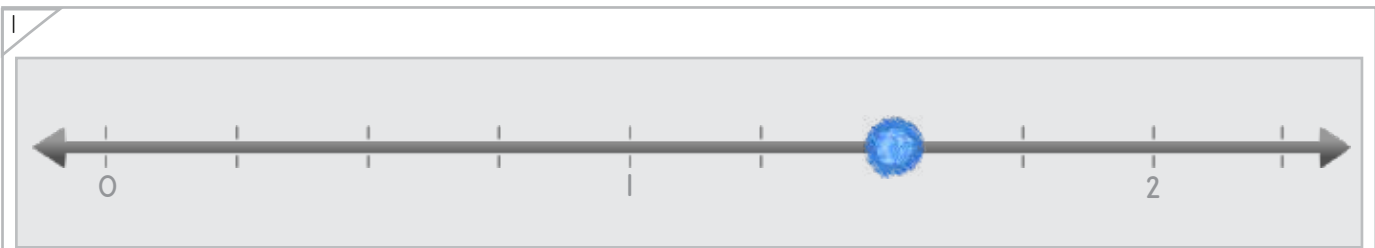


Draw a dot on the number line for the mixed number.


Example



Place a dot on $2 \frac{1}{3}$



Place a dot on $1 \frac{2}{4}$



Place a dot on $1 \frac{3}{5}$



Place a dot on $2 \frac{2}{3}$

ANSWER KEY

Copyright © 2014 Symphony Learning LLC. Permission is granted to reproduce this sheet for classroom use.




Name: _____ Date: _____

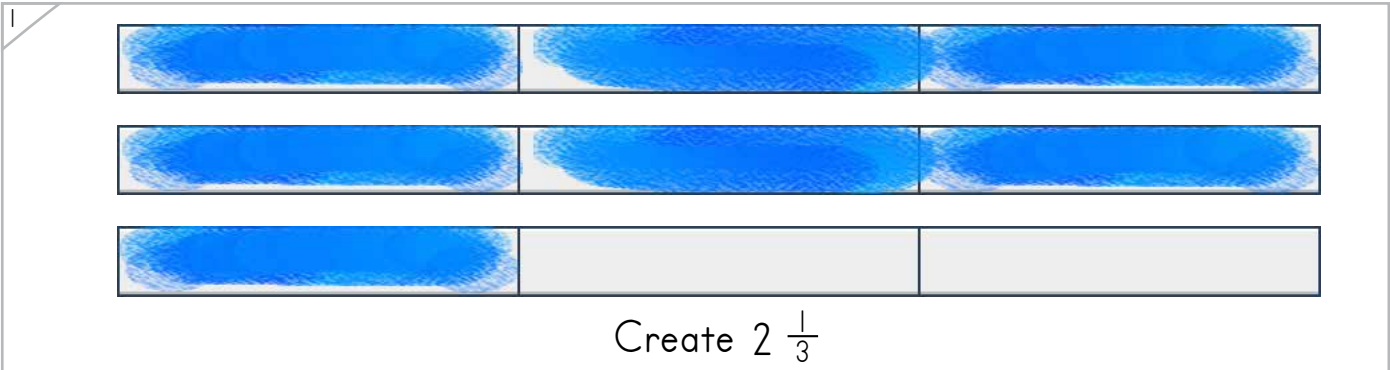


Create the mixed number.


Example



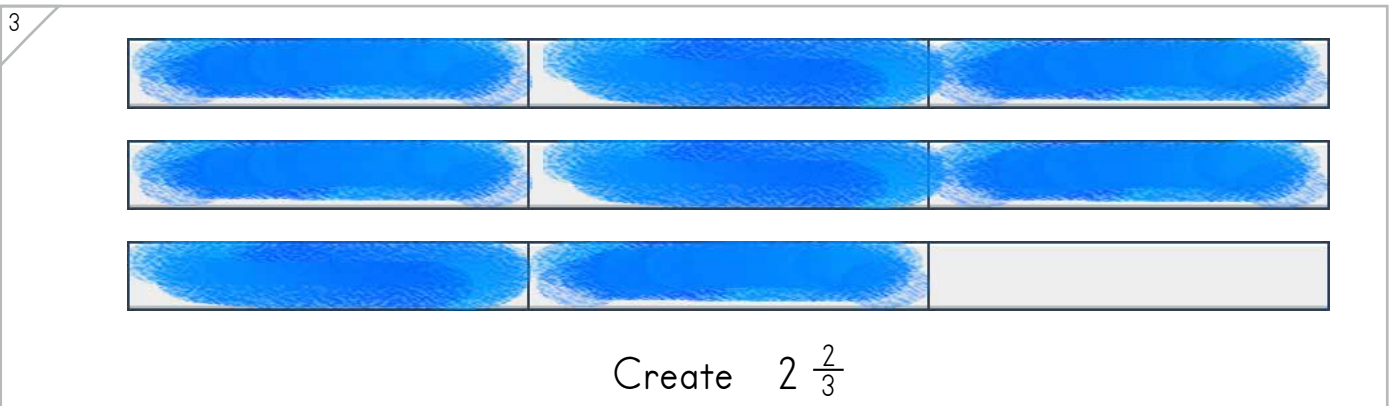
Create $1 \frac{3}{5}$



Create $2 \frac{1}{3}$



Create $1 \frac{2}{4}$



Create $2 \frac{2}{3}$

ANSWER KEY

Copyright © 2014 Symphony Learning LLC. Permission is granted to reproduce this sheet for classroom use.






Manipulatives


Draw the boxes to create each mixed number.

Example



Create $2 \frac{1}{3}$

1




Create $3 \frac{2}{5}$

2



Create $1 \frac{2}{4}$

3



Create $2 \frac{2}{3}$

ANSWER KEY

Copyright © 2014 Symphony Learning LLC. Permission is granted to reproduce this sheet for classroom use.

