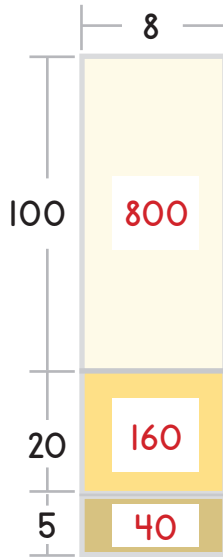


Name: _____ Date: _____



Complete the models by filling in the empty boxes.

Example

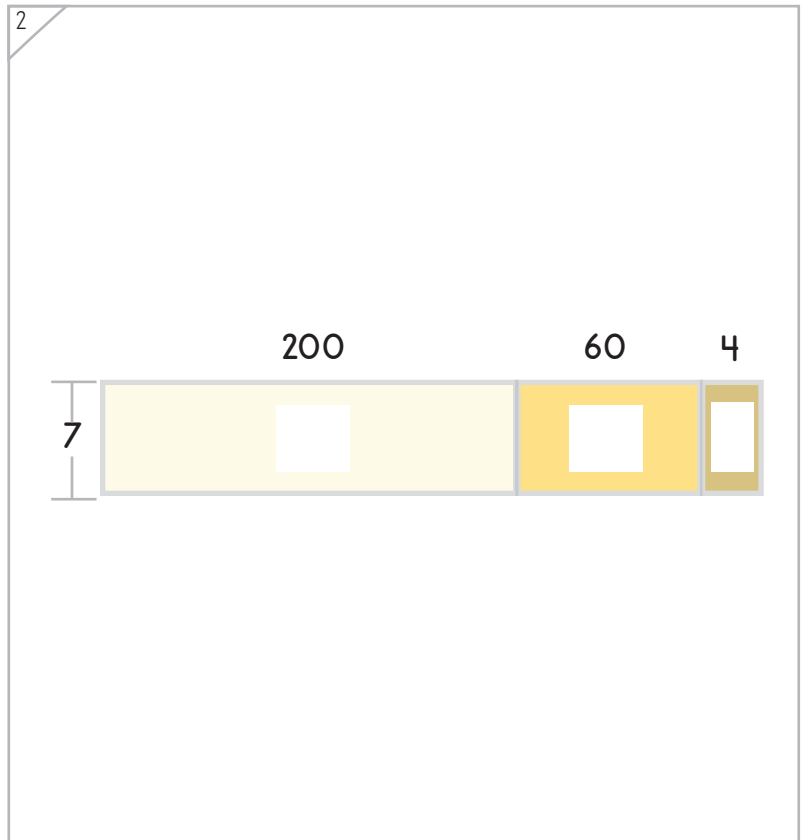
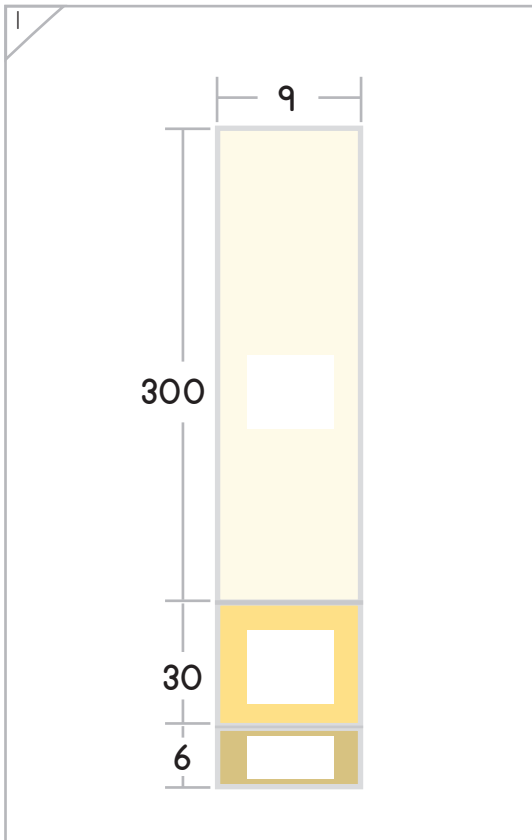


The area of each rectangle is missing.

The top rectangle has sides of 100 and 8.
 $100 \times 8 = 800$

The middle rectangle has sides of 20 and 8.
 $20 \times 8 = 160$

The bottom rectangle has sides of 5 and 8.
 $5 \times 8 = 40$

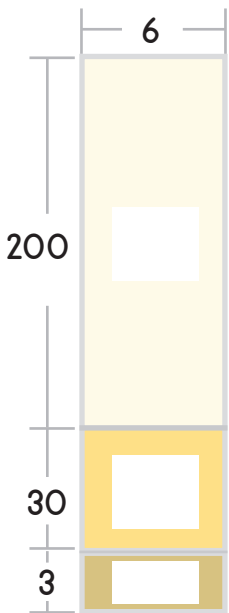


Copyright © 2014 Symphony Learning LLC. Permission is granted to reproduce this sheet for classroom use.

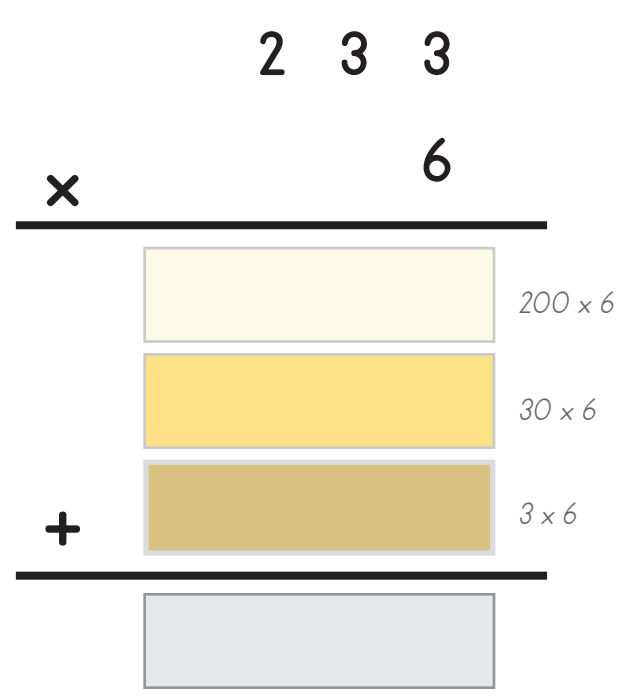


Make each model and number sentence match.

1

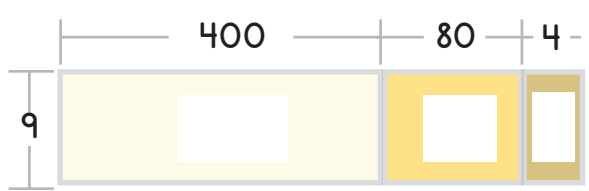


Area model showing a large rectangle with width 6 and height 233. The height is partitioned into three sections: 200 (top, light yellow), 30 (middle, orange), and 3 (bottom, brown). Each section contains a white square.

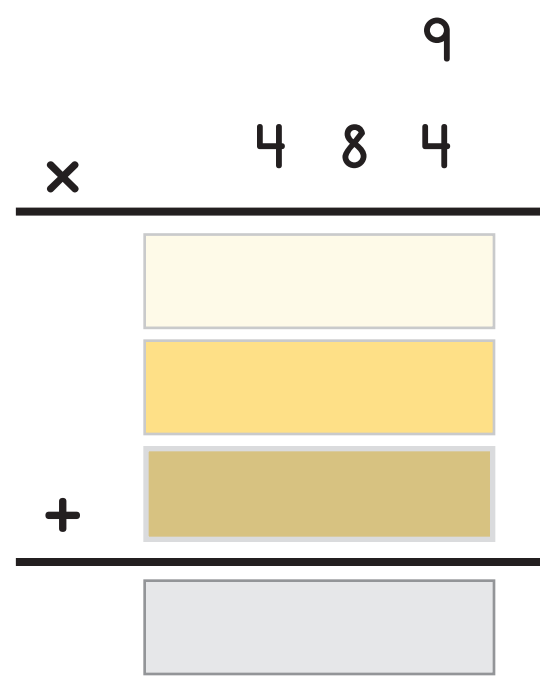
$$\begin{array}{r}
 233 \\
 \times 6 \\
 \hline
 \end{array}$$


Number sentence model showing the multiplication 233×6 with three partial products: 200×6 (light yellow), 30×6 (orange), and 3×6 (brown). A plus sign is between the partial products, and a horizontal line is below the last one. A grey box is provided for the final product.

2



Area model showing a large rectangle with width 484 and height 9. The width is partitioned into three sections: 400 (left, light yellow), 80 (middle, orange), and 4 (right, brown). Each section contains a white square.

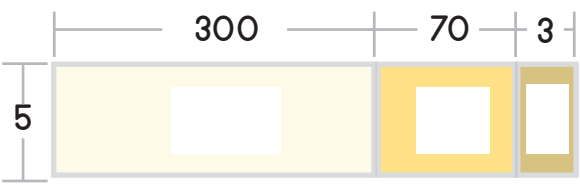
$$\begin{array}{r}
 484 \\
 \times 9 \\
 \hline
 \end{array}$$


Number sentence model showing the multiplication 484×9 with three partial products: 400×9 (light yellow), 80×9 (orange), and 4×9 (brown). A plus sign is between the partial products, and a horizontal line is below the last one. A grey box is provided for the final product.

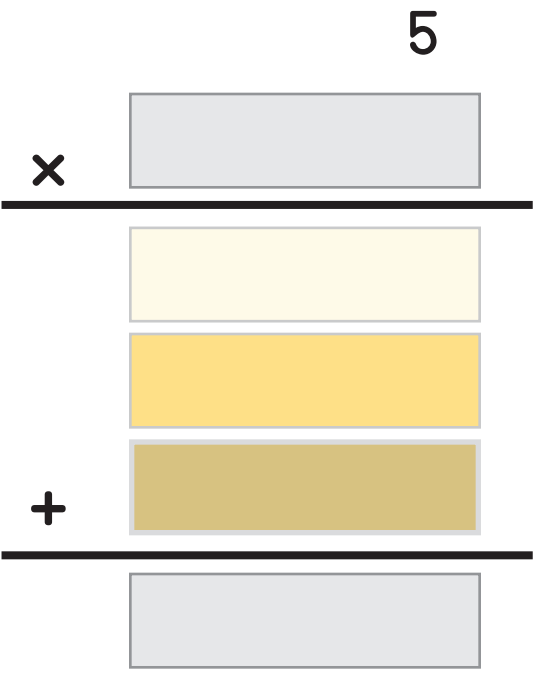


Make each model and number sentence match.

1




Area model showing a rectangle divided into three sections with widths 300, 70, and 3, and a height of 5. The sections are shaded light yellow, yellow, and dark yellow respectively.




Number sentence: $5 \times \square$
 $+$
 \square

2



Area model showing a vertical rectangle divided into four sections with heights 400, 50, and 6, and a width of 24. The sections are shaded light yellow, yellow, and dark yellow. A small grey square is above the top section.



Number sentence: $\square \times \square$
 $+$
 \square





Symbols

Create a model to solve each number fact.

1

$$\begin{array}{r}
 7 \\
 567 \\
 \times \\
 \hline
 \\
 + \\
 \hline
 \end{array}$$

2

$$\begin{array}{r}
 785 \\
 8 \\
 \times \\
 \hline
 \\
 + \\
 \hline
 \end{array}$$



Name: _____ Date: _____



Word Problems

Read the description.

Ben's side yard is 268 feet long and 8 feet wide. Draw a model that shows how the expanded mode can find the area of the yard.

Your model:

Expanded mode solution:

Answer: _____

