


Name: _____ Date: _____



Complete the models by filling in the empty boxes.

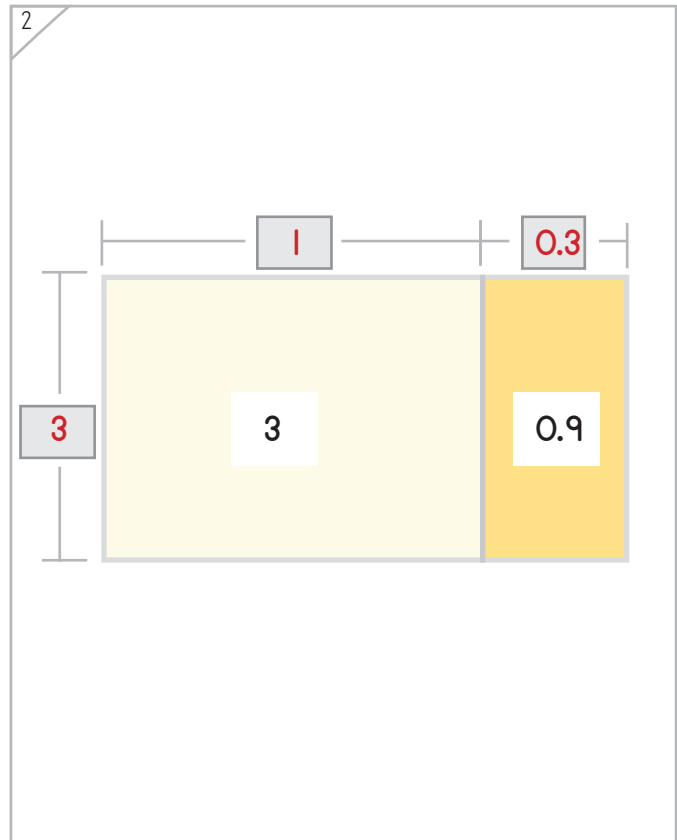
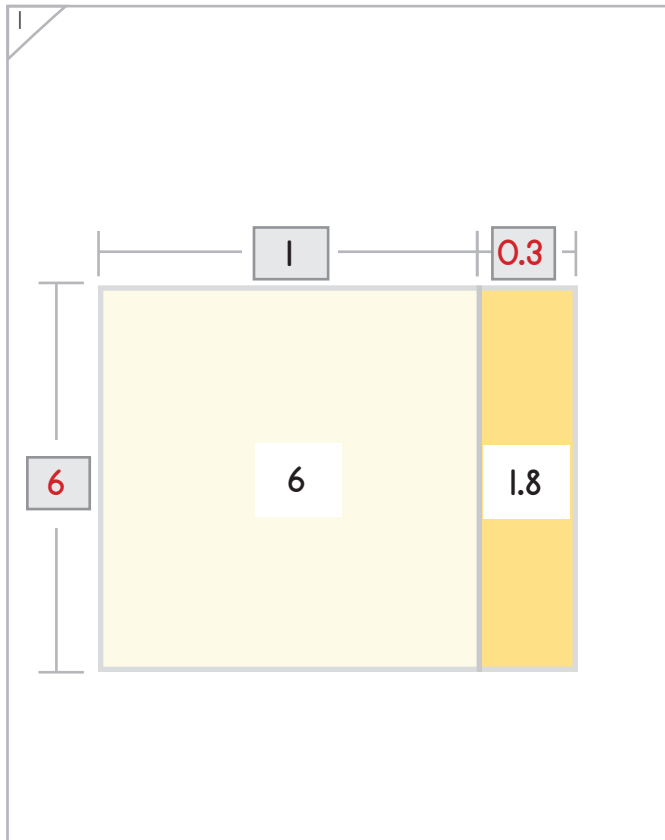
Example



This model shows a total area of 8.4 square units, divided into equal rows of 7. Using the expanded mode, the missing lengths are 1 and 0.2.

So, this model shows $8.4 \div 7 = 1.2$.

ANSWER KEY



Copyright © 2014 Symphony Learning LLC. Permission is granted to reproduce this sheet for classroom use.





Make each model and number sentence match.

1

$$\begin{array}{r}
 \boxed{1.4} \text{ R } \boxed{0} \\
 7 \overline{) 9.8} \\
 \underline{- 7.0} \quad 1 \times 7 \\
 \underline{- 2.8} \quad 0.4 \times 7 \\
 \hline
 0
 \end{array}$$

ANSWER KEY

2

$$\begin{array}{r}
 \boxed{1.5} \text{ R } \boxed{0} \\
 9 \overline{) 13.5} \\
 \underline{- 9.0} \quad 1 \times 9 \\
 \underline{- 4.5} \quad 0.5 \times 9 \\
 \hline
 0
 \end{array}$$

Copyright © 2014 Symphony Learning LLC. Permission is granted to reproduce this sheet for classroom use.





Make each model and number sentence match.

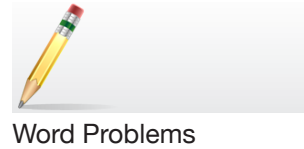
1

2

One possible solution:




Name: _____ Date: _____



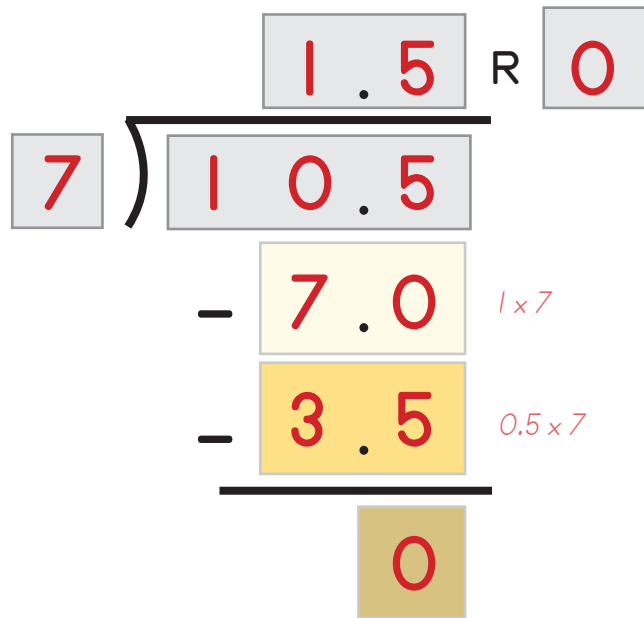
Create a model and number fact to match each description.

1) The area of the rectangle is 10.5 square units, and the height is 7 units.

Model:



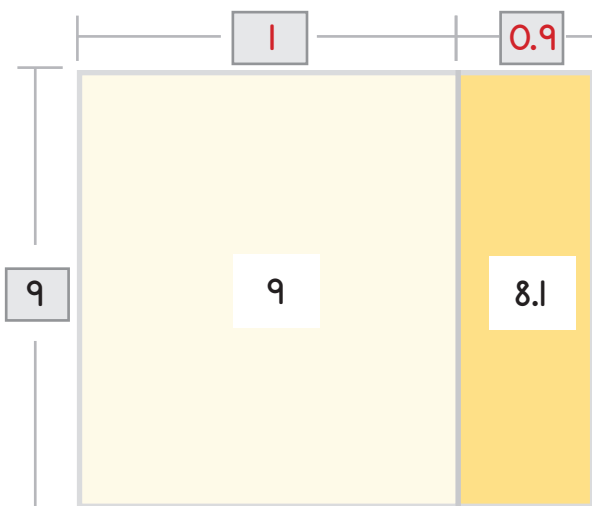
Number Fact:



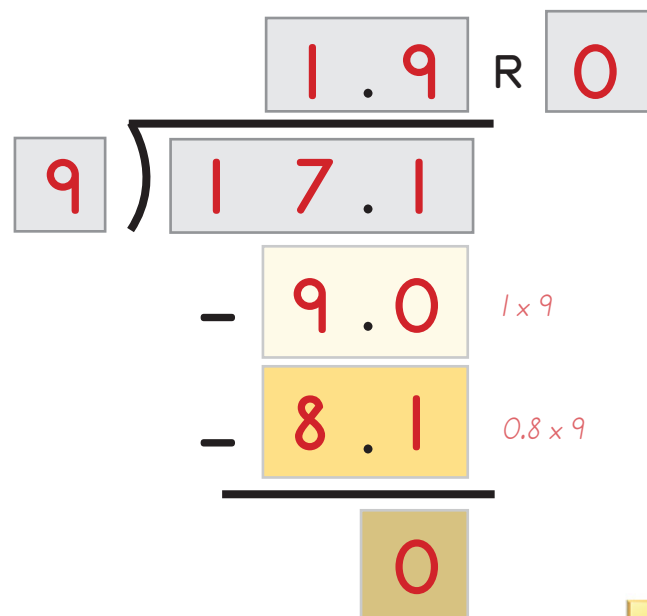
ANSWER KEY

2) The area of the rectangle is 17.1 square units, and the height is 9 units.

Model:



Number Fact:



Copyright © 2014 Symphony Learning LLC. Permission is granted to reproduce this sheet for classroom use.

