


Name: _____ Date: _____

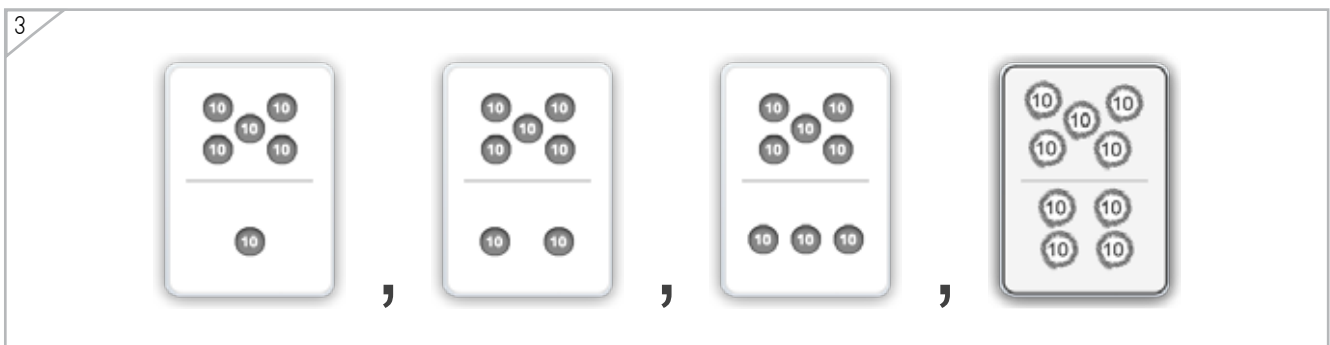
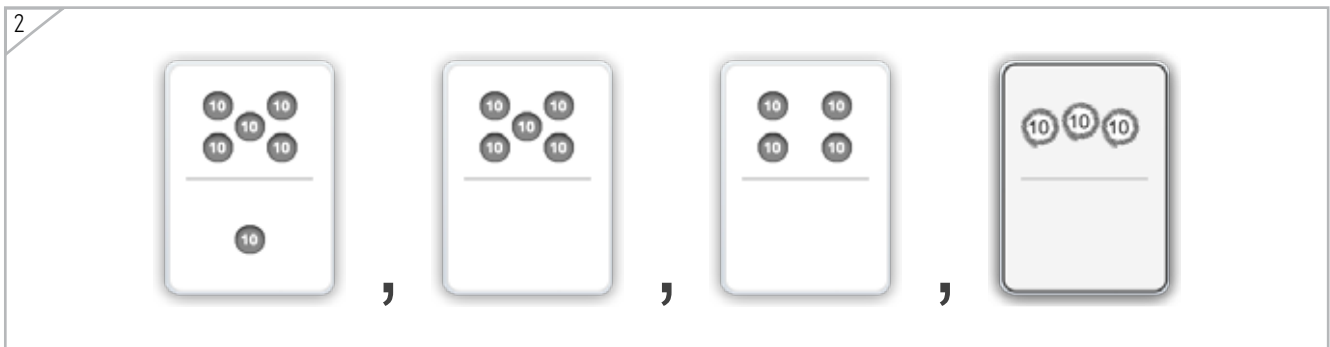
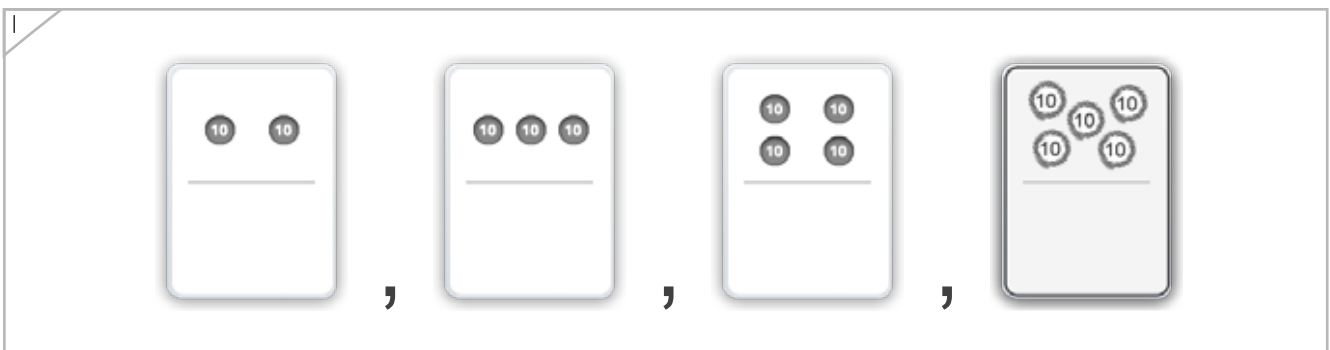


Draw the dot card that comes next.

Example



ANSWER KEY



Copyright © 2014 Symphony Learning LLC. Permission is granted to reproduce this sheet for classroom use.



Name: _____ Date: _____



Draw the missing dot cards.

1

	,		,		,	
--	---	--	---	--	---	--

2

	,		,		,	
--	---	--	---	--	---	--

3

	,		,		,	
--	---	--	---	--	---	--

4

	,		,		,	
--	---	--	---	--	---	--

ANSWER KEY

Copyright © 2014 Symphony Learning LLC. Permission is granted to reproduce this sheet for classroom use.



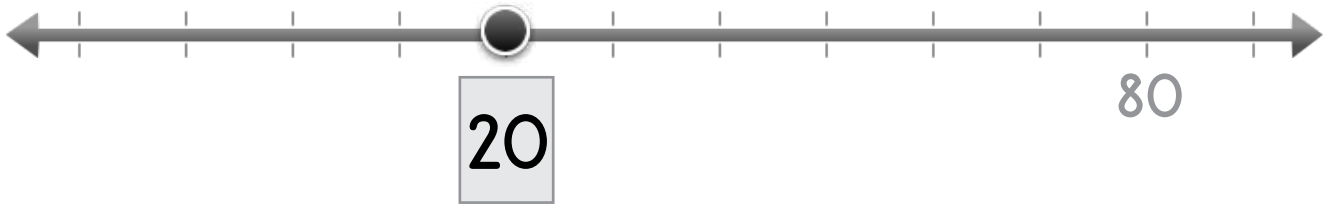
Name: _____ Date: _____



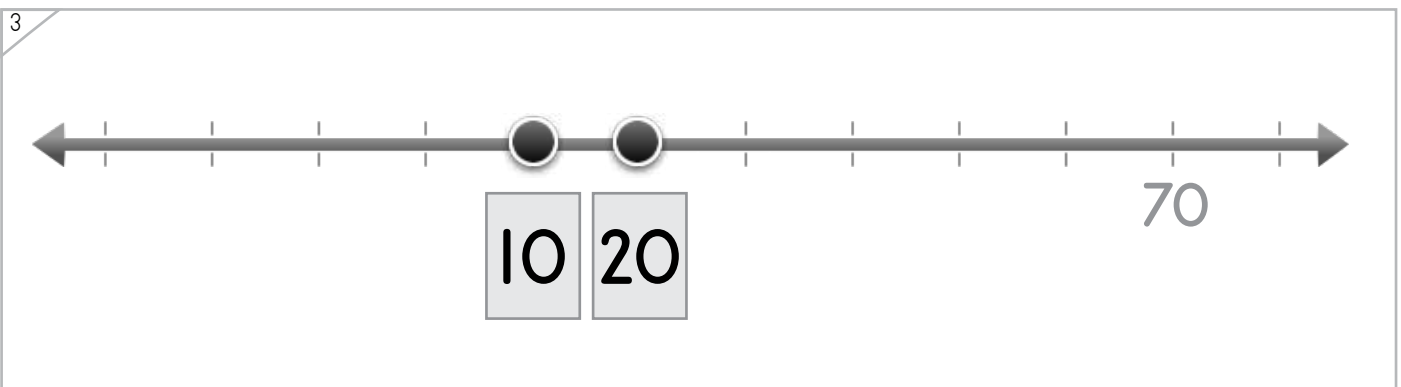
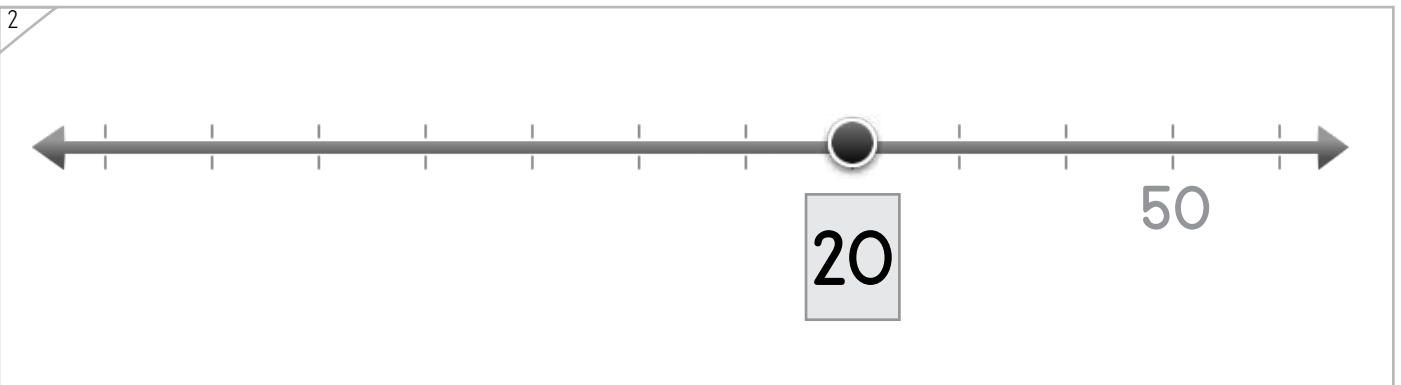
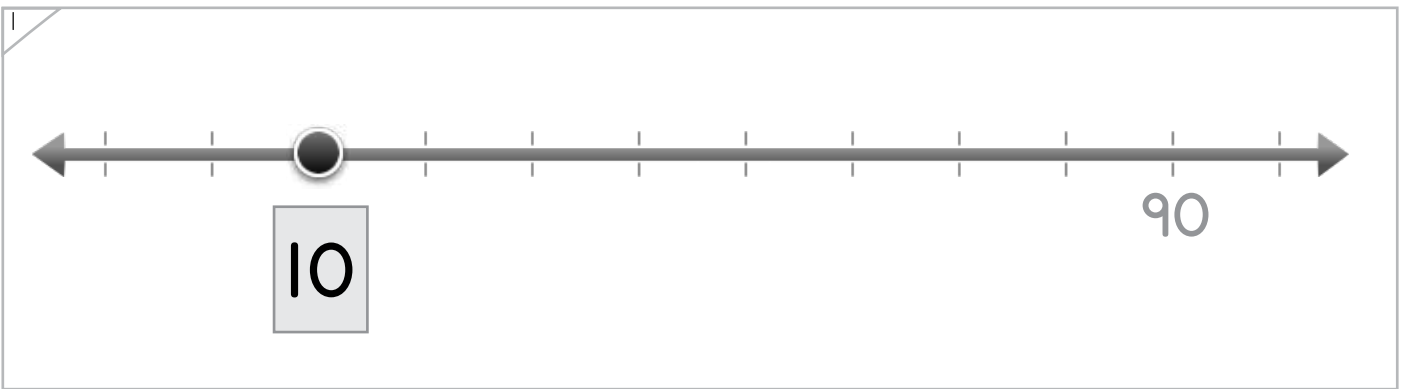
Manipulatives and Symbols

Write the missing number or numbers.

Example




ANSWER KEY



Copyright © 2014 Symphony Learning LLC. Permission is granted to reproduce this sheet for classroom use.


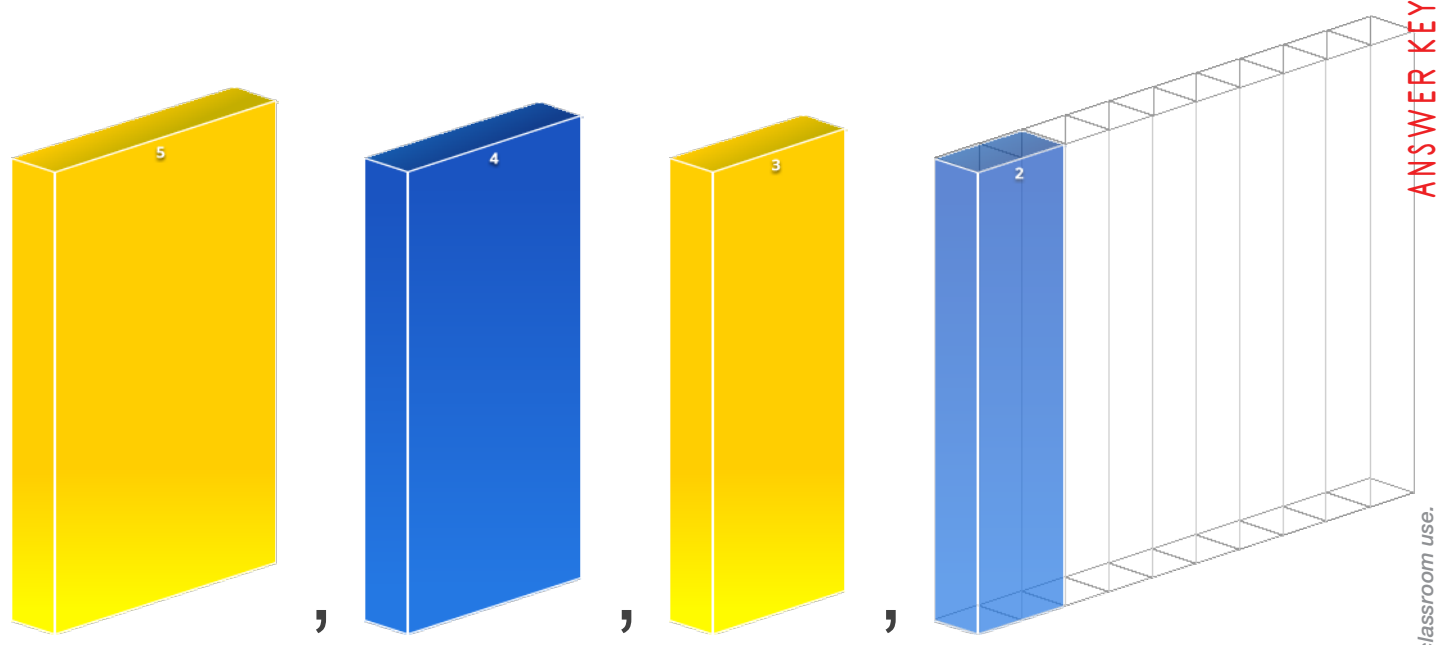


Name: _____ Date: _____



Draw the bar that comes next.


Example



ANSWER KEY
Copyright © 2014 Symphony Learning LLC. Permission is granted to reproduce this sheet for classroom use.



Name: _____ Date: _____



Draw the bars that come next.

1

2

ANSWER KEY

Copyright © 2014 Symphony Learning LLC. Permission is granted to reproduce this sheet for classroom use.



Name: _____ Date: _____



Symbols

Write the missing numbers.

30 , 20 , 10 , 0

ANSWER KEY

50 , 60 , 70 , 80 , 90

10 , 20 , 30 , 40 , 50

50 , 40 , 30 , 20 , 10 , 0

Copyright © 2014 Symphony Learning LLC. Permission is granted to reproduce this sheet for classroom use.



Name: _____ Date: _____



Symbols

Write the missing numbers.

40 , 30 , 20 , 10

40 , 50 , 60 , 70 , 80

90 , 80 , 70 , 60 , 50 , 40

60 , 50 , 40 , 30 , 20 , 10

80 , 70 , 60 , 50 , 40

50 , 60 , 70 , 80 , 90

10 , 20 , 30 , 40 , 50 , 60

ANSWER KEY

Copyright © 2014 Symphony Learning LLC. Permission is granted to reproduce this sheet for classroom use.

