



Name: \_\_\_\_\_ Date: \_\_\_\_\_



Draw a dot card to make each comparison true.

Example



1

2 tens < \_\_\_\_\_

2

8 tens > \_\_\_\_\_


3

3 tens < \_\_\_\_\_

Copyright © 2014 Symphony Learning LLC. Permission is granted to reproduce this sheet for classroom use.

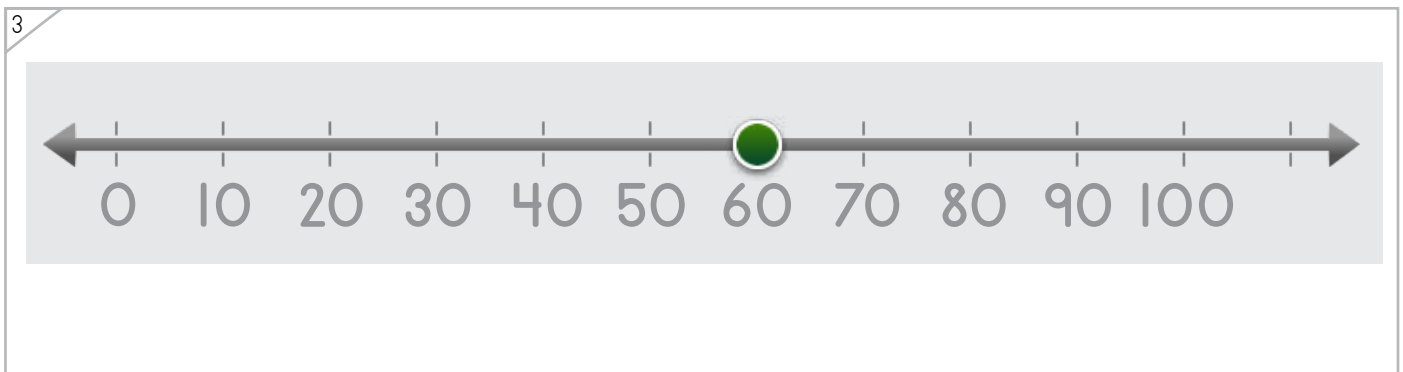
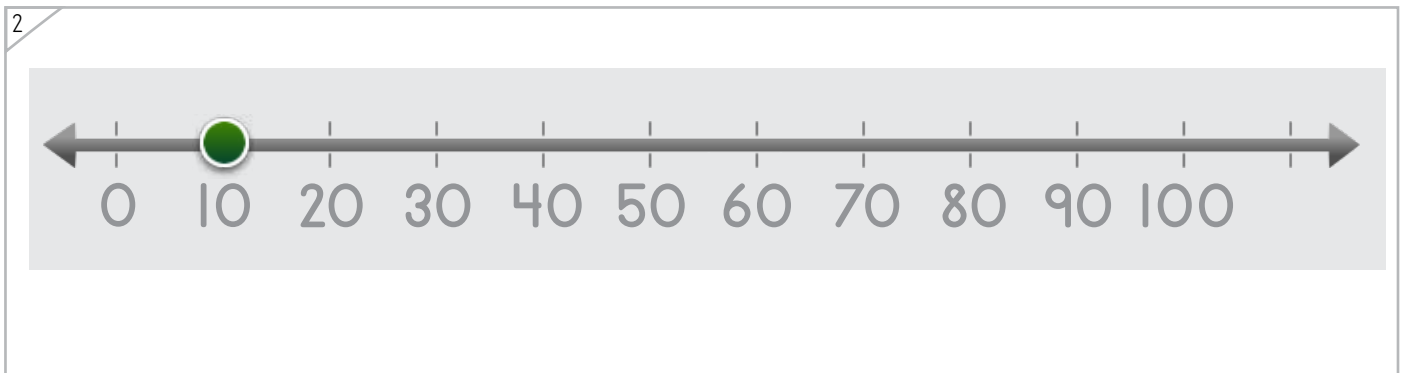
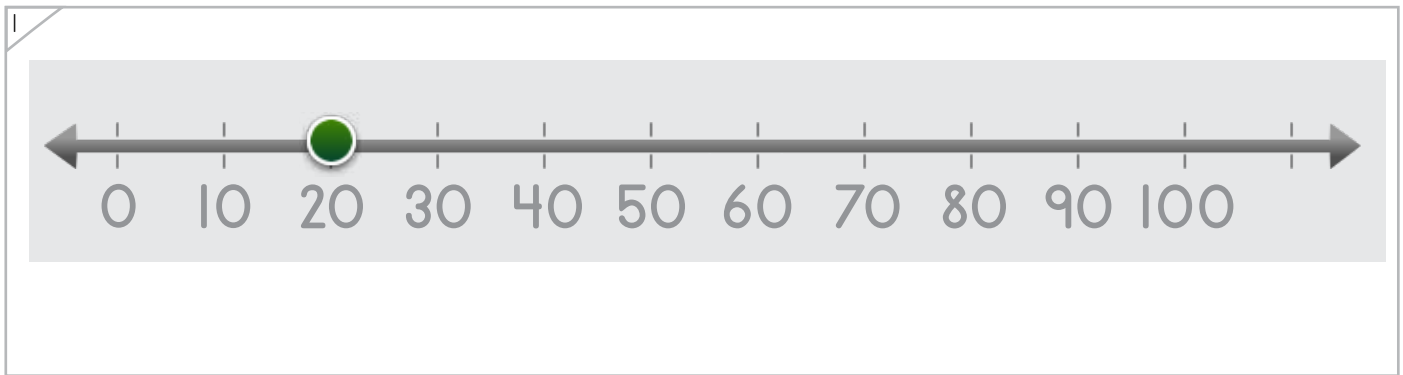
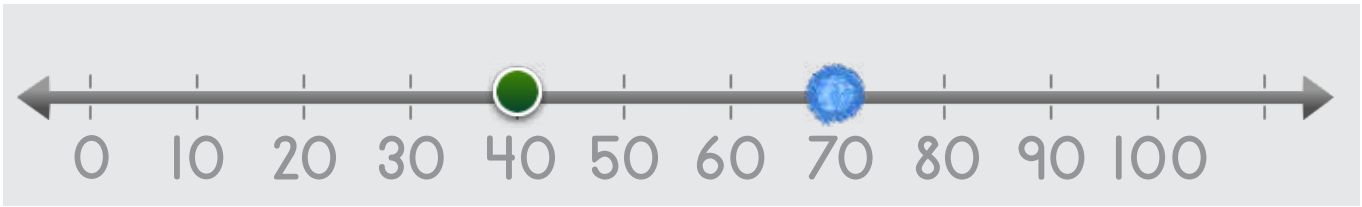


Name: \_\_\_\_\_ Date: \_\_\_\_\_



Draw a dot on the number line that is more.

Example



Copyright © 2014 Symphony Learning LLC. Permission is granted to reproduce this sheet for classroom use.

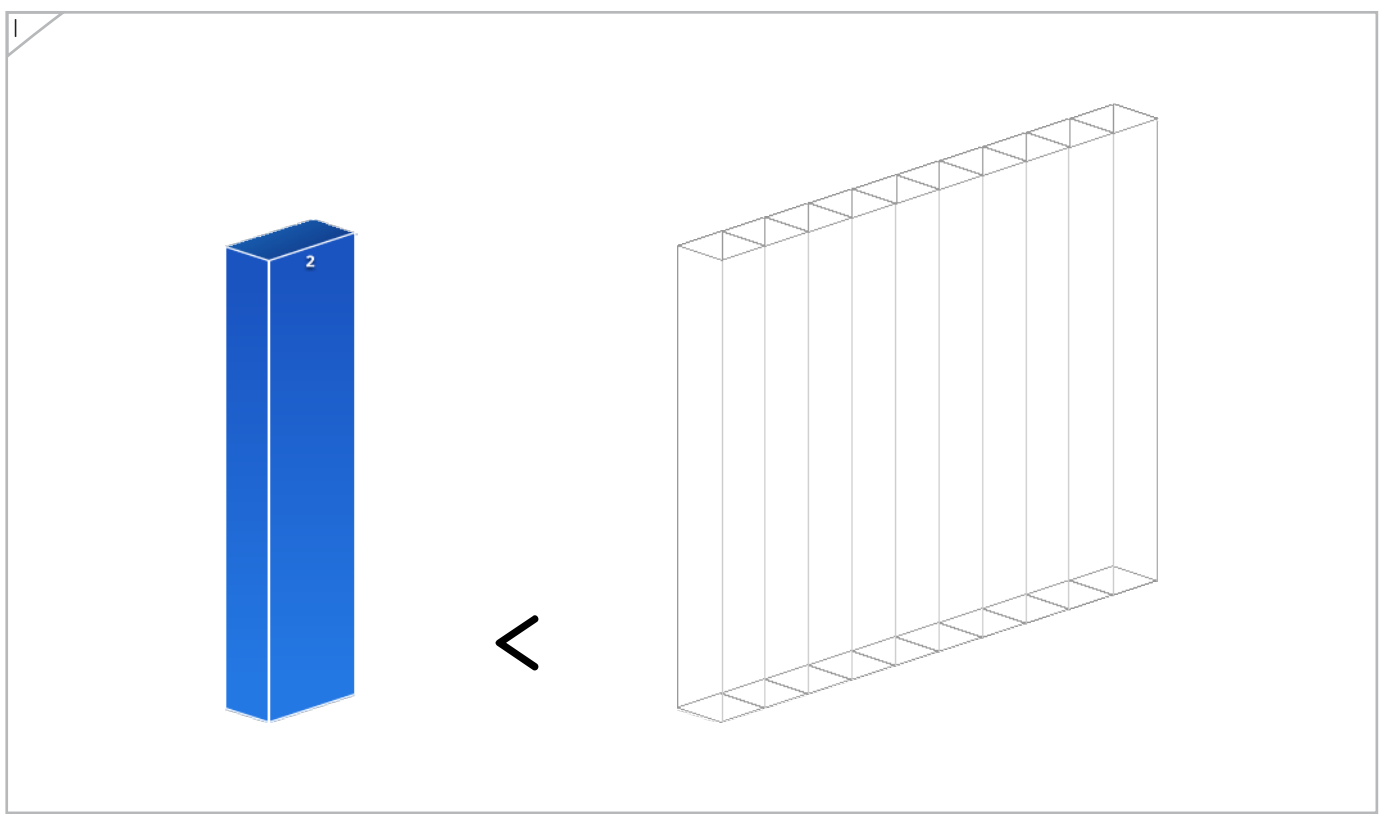
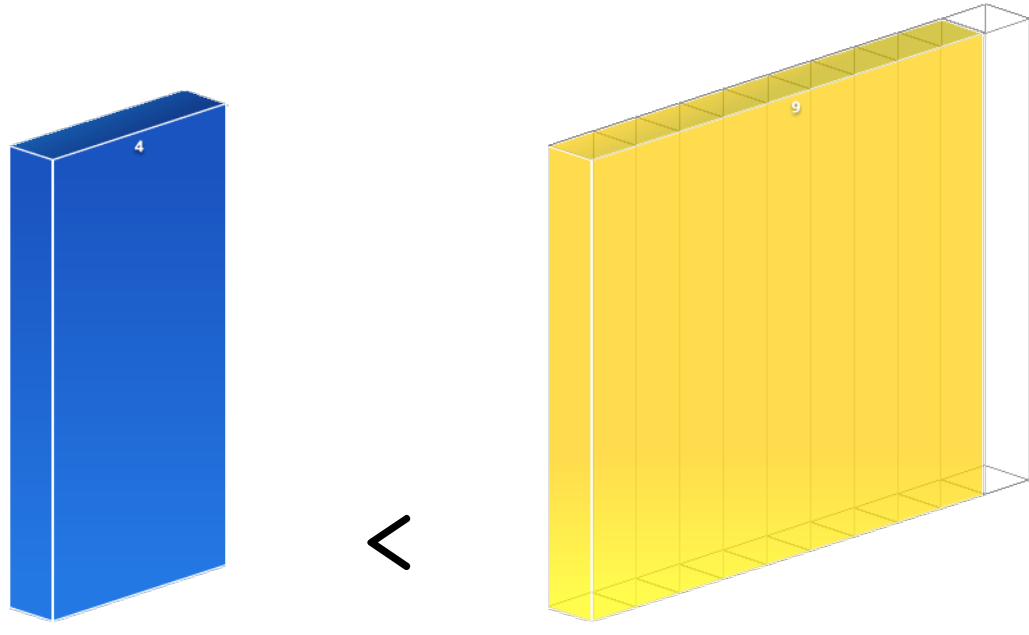


Name: \_\_\_\_\_ Date: \_\_\_\_\_



Draw bars to make each comparison true.

Example



Copyright © 2014 Symphony Learning LLC. Permission is granted to reproduce this sheet for classroom use.




Name: \_\_\_\_\_ Date: \_\_\_\_\_




Manipulatives and Symbols

Draw dot cards and numbers to match.


1



<




<




<

60

2




>




>

90


>




3




>




>




>




4



<



<



<

50

Copyright © 2014 Symphony Learning LLC. Permission is granted to reproduce this sheet for classroom use.



Name: \_\_\_\_\_ Date: \_\_\_\_\_



Manipulatives and Symbols

Draw a dot and number to match.

1

0 10 20 30 40 50 60 70 80 90 100

< 90

2

0 10 20 30 40 50 60 70 80 90 100

10 <

3

0 10 20 30 40 50 60 70 80 90 100


80 >

Copyright © 2014 Symphony Learning LLC. Permission is granted to reproduce this sheet for classroom use.



Name: \_\_\_\_\_


Date: \_\_\_\_\_



Manipulatives and Symbols

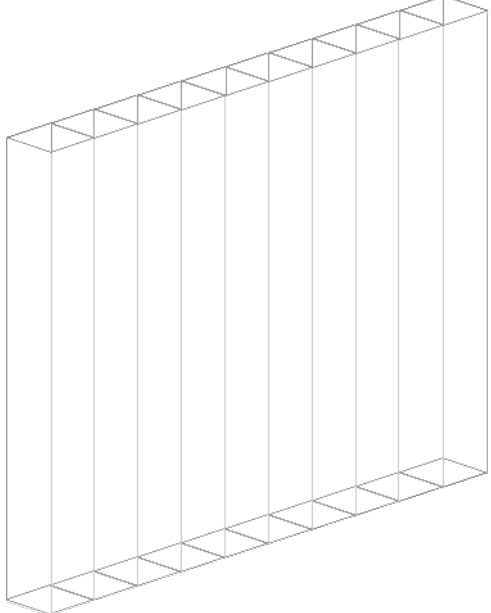
Draw bars and numbers to match.

1




9

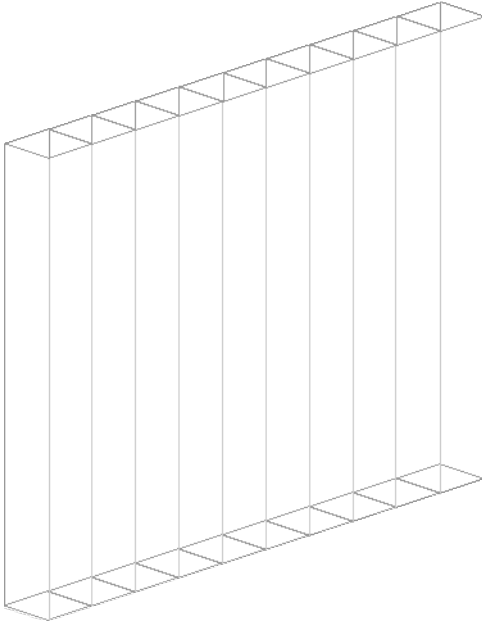
>




>



2




<



4

<



40

Copyright © 2014 Symphony Learning LLC. Permission is granted to reproduce this sheet for classroom use.



Name: \_\_\_\_\_ Date: \_\_\_\_\_



Symbols

Fill in the boxes to make each number comparison true.

30 <input type="text"/> 10	90 > <input type="text"/>
<input type="text"/> > 60	70 <input type="text"/> 40
50 = <input type="text"/>	<input type="text"/> > 30
10 > <input type="text"/>	<input type="text"/> = 60
<input type="text"/> > 70	40 <input type="text"/> 40
20 <input type="text"/> 20	80 > <input type="text"/>
30 <input type="text"/> <input type="text"/>	<input type="text"/> <input type="text"/> 50

Copyright © 2014 Symphony Learning LLC. Permission is granted to reproduce this sheet for classroom use.



Name: \_\_\_\_\_ Date: \_\_\_\_\_




Symbols

Fill in the boxes to make each number comparison true.

80 <input type="text"/> 0	70 > <input type="text"/>
<input type="text"/> > 50	60 <input type="text"/> 40
40 = <input type="text"/>	<input type="text"/> > 30
20 > <input type="text"/>	<input type="text"/> = 70
<input type="text"/> > 10	30 <input type="text"/> 30
70 <input type="text"/> 20	90 > <input type="text"/>
40 <input type="text"/> <input type="text"/>	<input type="text"/> <input type="text"/> 60




Name: \_\_\_\_\_ Date: \_\_\_\_\_



Read the story.

During a trip, Dimitri traveled 50 miles the first day and 20 miles the second day. On which day did Dimitri travel the most?

Draw dot cards to make a model for the story.




Write a number fact that matches your model.



Answer: \_\_\_\_\_



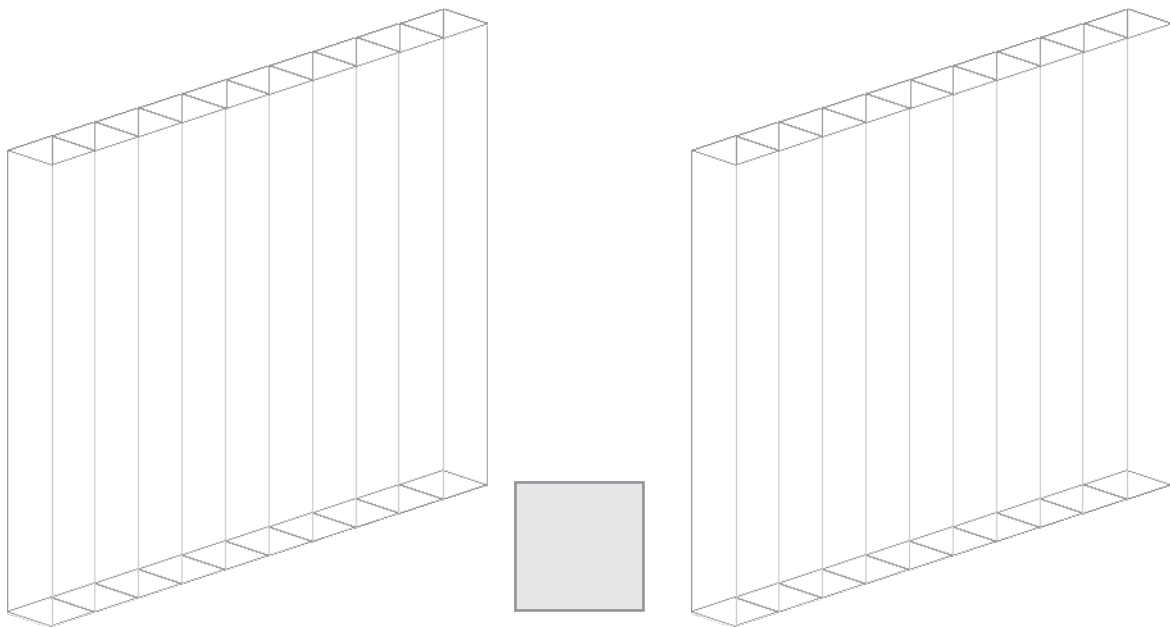
Name: \_\_\_\_\_ Date: \_\_\_\_\_



Read the story.

Julia collected 60 seashells. Isaac collected 90 seashells.  
Who collected fewer seashells?

Draw bars to make a model for the story.



Write a number fact that matches your model.



Answer: \_\_\_\_\_

