



# Draw dot cards to make each number comparison true.

Example

1

multiple correct solutions are possible

2

multiple correct solutions are possible

3

multiple correct solutions are possible

ANSWER KEY

Copyright © 2014 Symphony Learning LLC. Permission is granted to reproduce this sheet for classroom use.

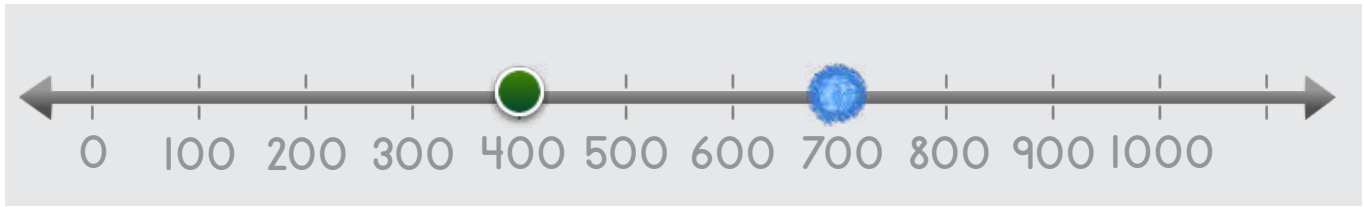


Name: \_\_\_\_\_ Date: \_\_\_\_\_

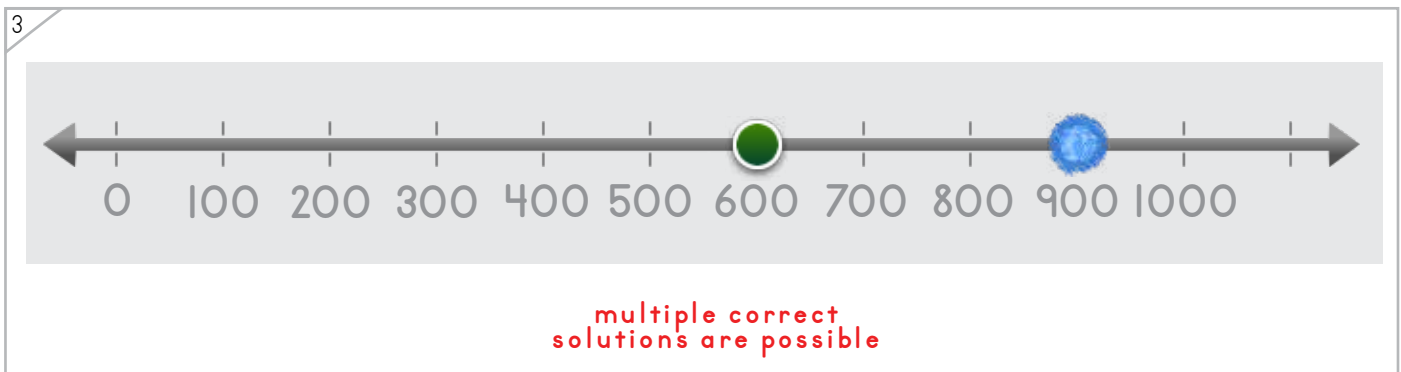
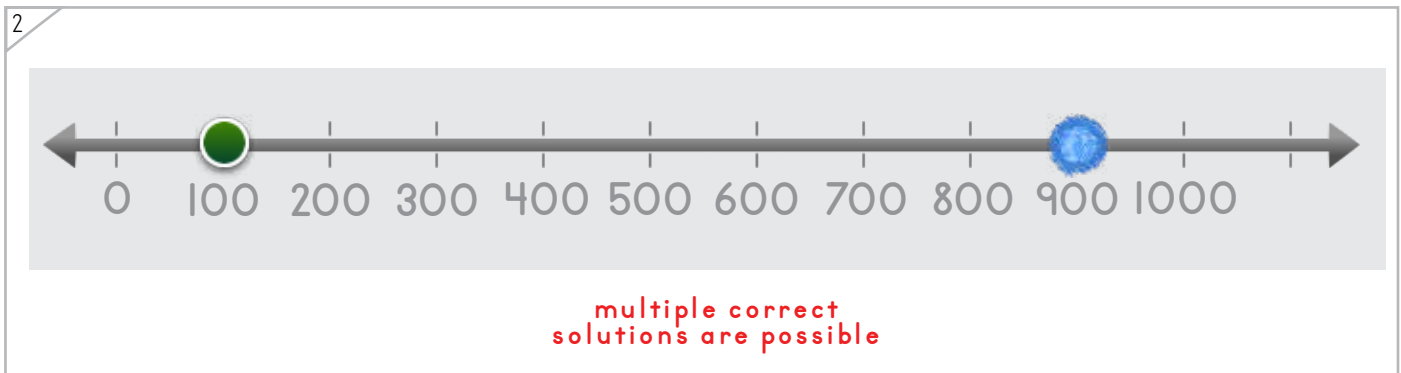
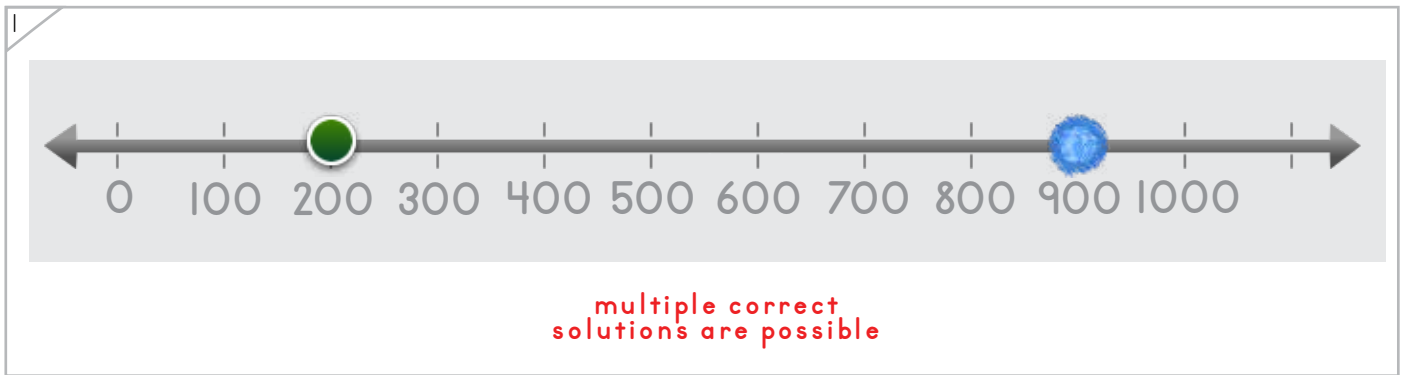


Draw a dot on the number line that is more.

Example



ANSWER KEY



Copyright © 2014 Symphony Learning LLC. Permission is granted to reproduce this sheet for classroom use.

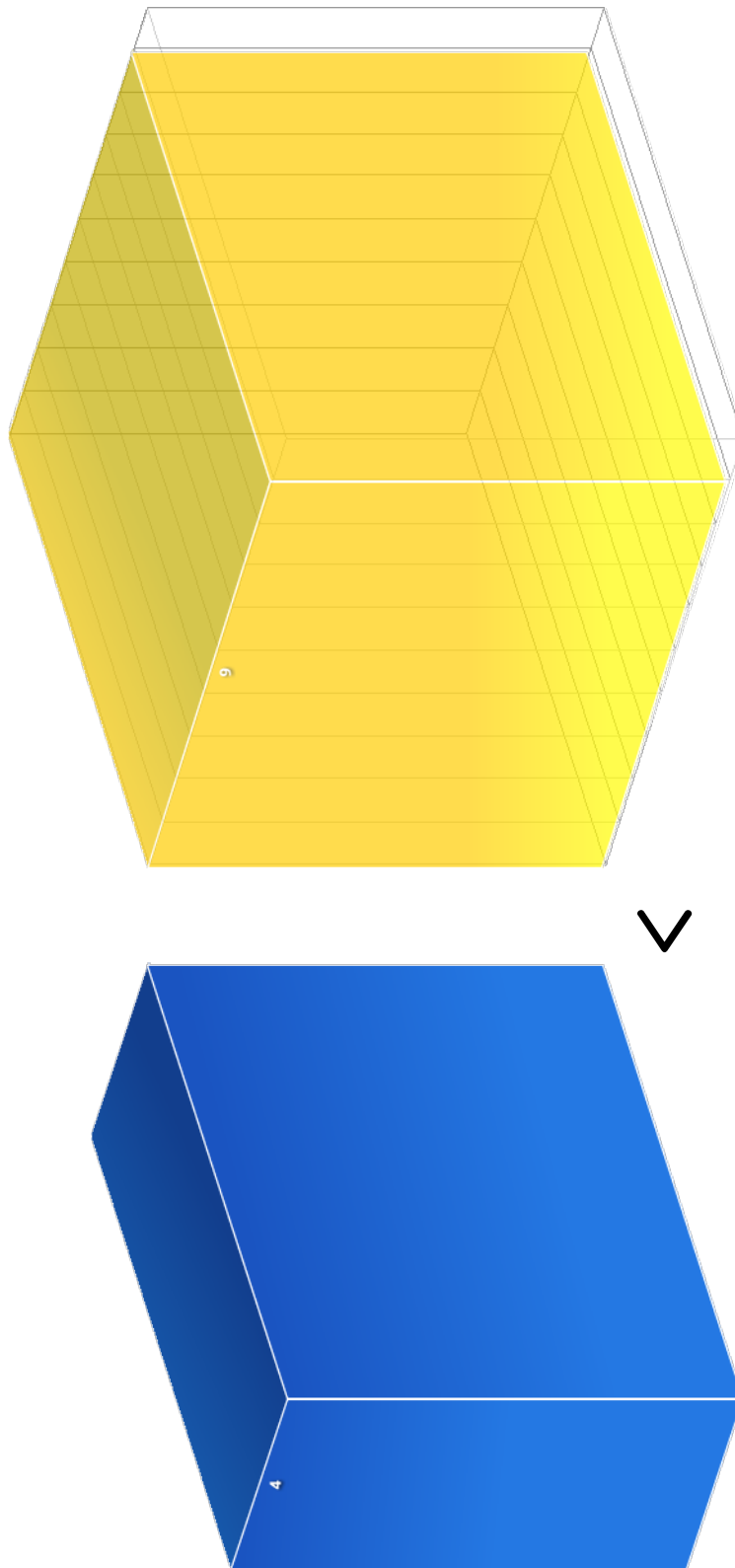




Manipulatives

Draw bars to make each number comparison true.

Example



ANSWER KEY

Copyright © 2014 Symphony Learning LLC. Permission is granted to reproduce this sheet for classroom use.





Manipulatives


Draw bars to make the number comparison true.

multiple correct solutions are possible

ANSWER KEY

Copyright © 2014 Symphony Learning LLC. Permission is granted to reproduce this sheet for classroom use.





Draw dot cards and numbers to make each number comparison true.

1

200 < 600

2

900 > 600

multiple correct solutions are possible

3

600 > 100

multiple correct solutions are possible

4

300 < 500

ANSWER KEY

Copyright © 2014 Symphony Learning LLC. Permission is granted to reproduce this sheet for classroom use.



Name: \_\_\_\_\_ Date: \_\_\_\_\_



Manipulatives and Symbols

Draw a dot and number to complete the number problem.

1

0 100 200 300 400 500 600 700 800 900 1000

$200 < 900$

ANSWER KEY

2

0 100 200 300 400 500 600 700 800 900 1000

$100 < 800$

multiple correct solutions are possible

3


0 100 200 300 400 500 600 700 800 900 1000

$800 > 400$

multiple correct solutions are possible

Copyright © 2014 Symphony Learning LLC. Permission is granted to reproduce this sheet for classroom use.





Draw bars and numbers and to make each number comparison true.

1

600 > 300

multiple correct solutions are possible



Name: \_\_\_\_\_ Date: \_\_\_\_\_



Symbols

Fill in the boxes to make each number comparison true.

300 > 100	900 > 100
800 > 600	700 > 400
500 = 500	500 > 300
100 > 0	600 = 600
900 > 700	400 = 400
200 = 200	800 > 100
300 = 300 multiple correct solutions are possible	100 < 500 multiple correct solutions are possible

ANSWER KEY

Copyright © 2014 Symphony Learning LLC. Permission is granted to reproduce this sheet for classroom use.



Name: \_\_\_\_\_ Date: \_\_\_\_\_



Symbols

Fill in the boxes to make each number comparison true.

500 > 200	700 > 100
800 > 100	800 > 300
500 = 500	500 > 200
900 > 0	600 = 600
900 > 600	400 = 400
200 = 200	800 > 100
700 = 700	100 < 400

multiple correct  
solutions are possible


multiple correct  
solutions are possible

ANSWER KEY

Copyright © 2014 Symphony Learning LLC. Permission is granted to reproduce this sheet for classroom use.



Name: \_\_\_\_\_ Date: \_\_\_\_\_




Read the story.

During a trip, Dimitri traveled 500 miles the first day and 200 miles the second day. Which day did Dimitri travel more miles?

ANSWER KEY

Draw dot cards to make a model for the story.



Write a number fact that matches your model.



Answer: the first day

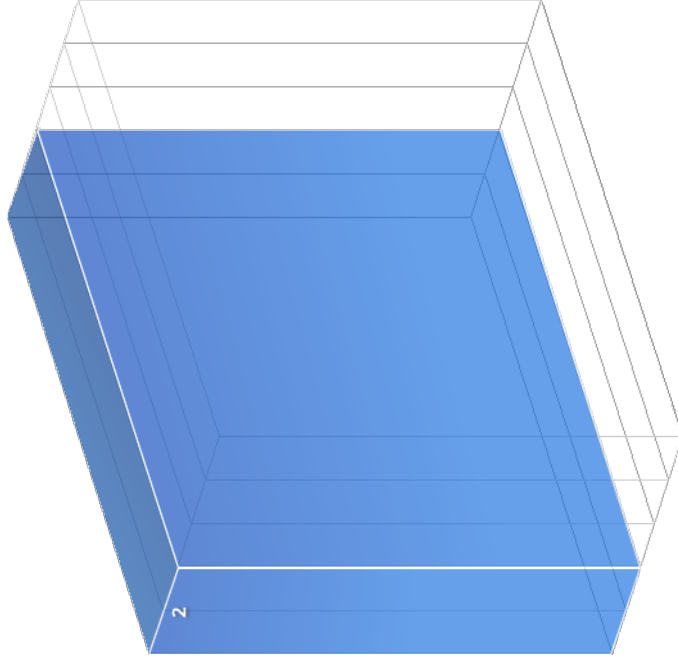
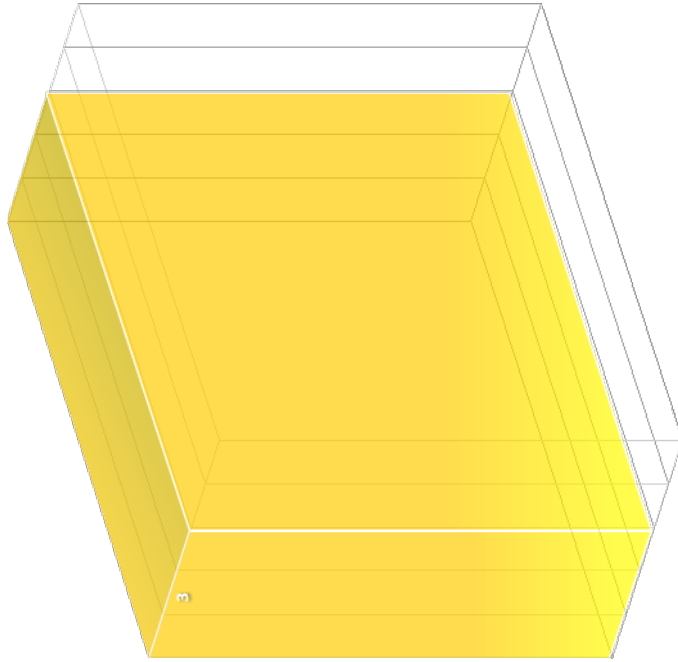
Copyright © 2014 Symphony Learning LLC. Permission is granted to reproduce this sheet for classroom use.



Read the story.

Julia had a collection of 200 seashells. Isaac collected 300 seashells.  
Who collected less seashells?

Draw bars to make a model for the story.



Write a number fact that matches your model.

300

>

200

Answer: Julia \_\_\_\_\_

ANSWER KEY

