
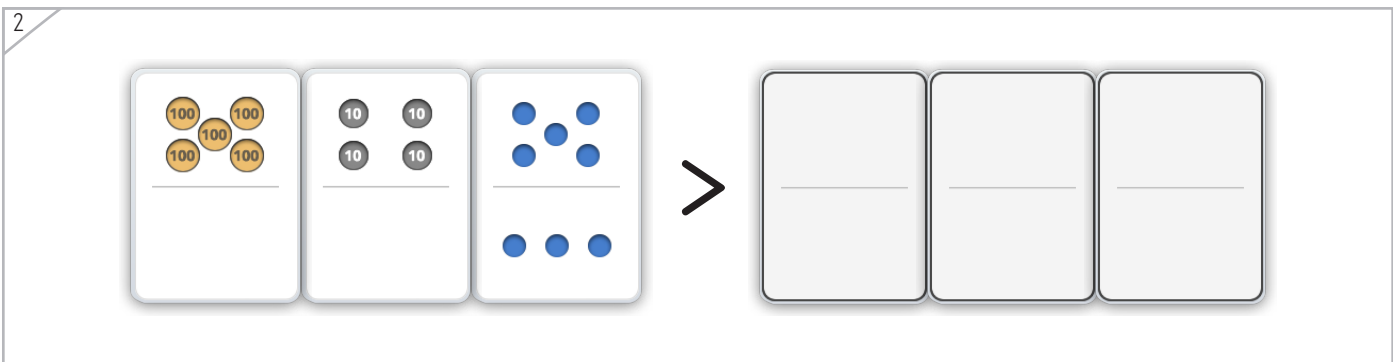

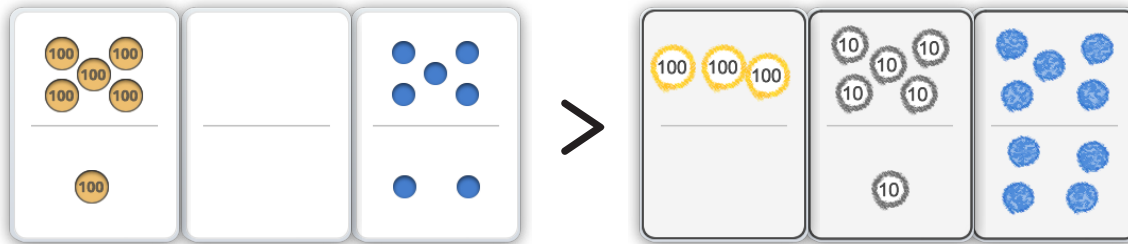


Nombre: _____ Fecha: _____

Dibuja las fichas que hagan verdadera la comparación.



Ejemplo



Copyright© 2017 Symphony Learning LLC. Se concede permiso para reproducir esta hoja para uso en el aula.


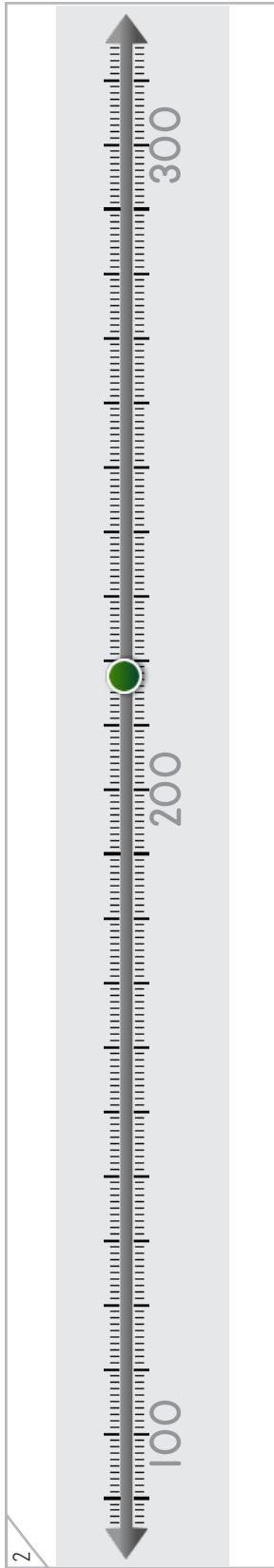

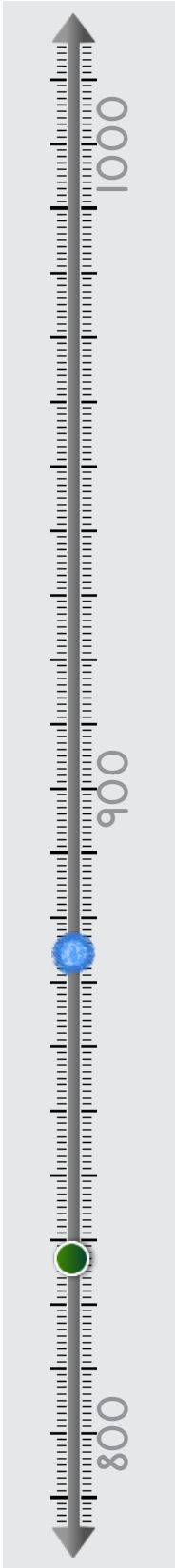




Manipulables

Dibuja un punto que sea mayor.

Ejemplo


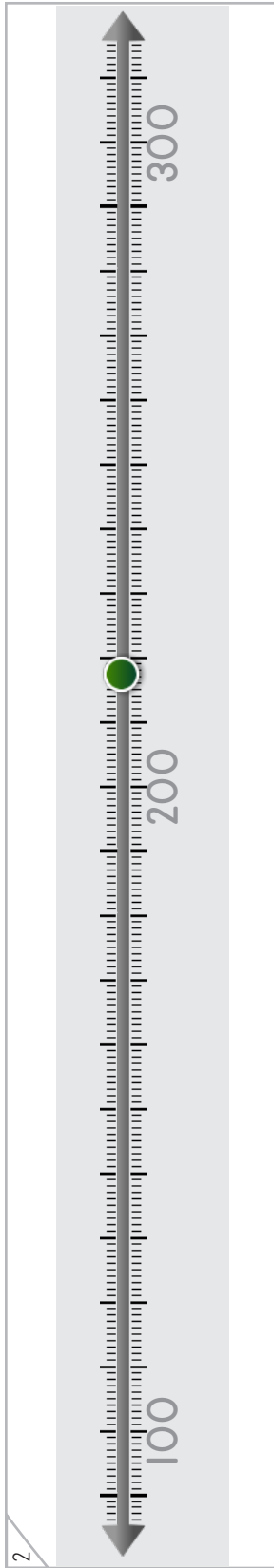

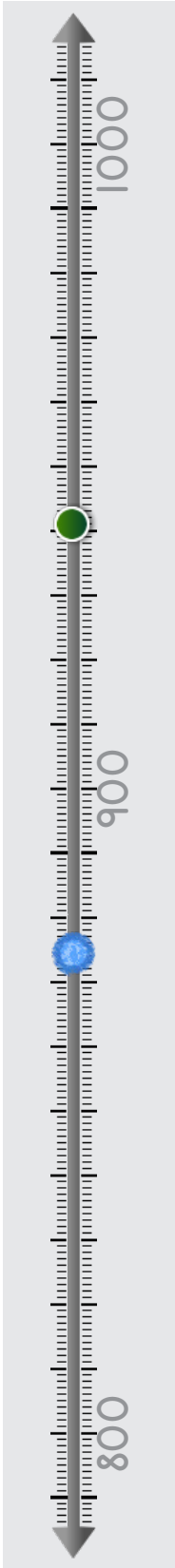




Manipulables

Dibuja un punto que sea menor.

Ejemplo





Dibuja las fichas que completen el problema.

1

<div style="border: 1px solid gray; padding: 5px; margin-bottom: 5px;"> <div style="display: flex; justify-content: space-around;"> <div style="border: 1px solid gray; padding: 5px; width: 30%;"> <p style="text-align: center; margin: 0;">100</p> <hr style="margin: 5px 0;"/> </div> <div style="border: 1px solid gray; padding: 5px; width: 30%;"> <p style="text-align: center; margin: 0;">10 10 10</p> <p style="text-align: center; margin: 0;">10 10 10</p> <hr style="margin: 5px 0;"/> <p style="text-align: center; margin: 0;">10 10 10</p> </div> <div style="border: 1px solid gray; padding: 5px; width: 30%;"> <p style="text-align: center; margin: 0;">• • •</p> <hr style="margin: 5px 0;"/> </div> </div> </div>	<p><</p>	<table style="width: 100%; border-collapse: collapse;"> <tr> <td style="border: 1px solid gray; width: 33%; height: 60px; margin-bottom: 5px;"></td> <td style="border: 1px solid gray; width: 33%; height: 60px; margin-bottom: 5px;"></td> <td style="border: 1px solid gray; width: 33%; height: 60px; margin-bottom: 5px;"></td> </tr> </table>			
<div style="border: 1px solid gray; width: 60px; height: 60px; margin: 0 auto;"></div>	<p><</p>	<p>339</p>			

2

<div style="border: 1px solid gray; padding: 5px; margin-bottom: 5px;"> <div style="display: flex; justify-content: space-around;"> <div style="border: 1px solid gray; padding: 5px; width: 30%;"> <p style="text-align: center; margin: 0;">100 100</p> <p style="text-align: center; margin: 0;">100 100</p> <hr style="margin: 5px 0;"/> </div> <div style="border: 1px solid gray; padding: 5px; width: 30%;"> <p style="text-align: center; margin: 0;">10 10 10</p> <p style="text-align: center; margin: 0;">10 10 10</p> <hr style="margin: 5px 0;"/> <p style="text-align: center; margin: 0;">10</p> </div> <div style="border: 1px solid gray; padding: 5px; width: 30%;"> <p style="text-align: center; margin: 0;">• • •</p> <p style="text-align: center; margin: 0;">• • •</p> <hr style="margin: 5px 0;"/> <p style="text-align: center; margin: 0;">• • •</p> </div> </div> </div>	<p><</p>	<table style="width: 100%; border-collapse: collapse;"> <tr> <td style="border: 1px solid gray; width: 33%; height: 60px; margin-bottom: 5px;"></td> <td style="border: 1px solid gray; width: 33%; height: 60px; margin-bottom: 5px;"></td> <td style="border: 1px solid gray; width: 33%; height: 60px; margin-bottom: 5px;"></td> </tr> </table>			
<div style="border: 1px solid gray; width: 60px; height: 60px; margin: 0 auto;"></div>	<p><</p>	<div style="border: 1px solid gray; width: 60px; height: 60px; margin: 0 auto;"></div>			

3

<div style="border: 1px solid gray; padding: 5px; margin-bottom: 5px;"> <div style="display: flex; justify-content: space-around;"> <div style="border: 1px solid gray; padding: 5px; width: 30%;"> <p style="text-align: center; margin: 0;">100 100 100</p> <p style="text-align: center; margin: 0;">100 100</p> <hr style="margin: 5px 0;"/> <p style="text-align: center; margin: 0;">100 100 100</p> </div> <div style="border: 1px solid gray; padding: 5px; width: 30%;"> <p style="text-align: center; margin: 0;">10 10</p> <p style="text-align: center; margin: 0;">10 10</p> <hr style="margin: 5px 0;"/> </div> <div style="border: 1px solid gray; padding: 5px; width: 30%;"> <p style="text-align: center; margin: 0;">• • •</p> <hr style="margin: 5px 0;"/> </div> </div> </div>	<p>></p>	<table style="width: 100%; border-collapse: collapse;"> <tr> <td style="border: 1px solid gray; width: 33%; height: 60px; margin-bottom: 5px;"></td> <td style="border: 1px solid gray; width: 33%; height: 60px; margin-bottom: 5px;"></td> <td style="border: 1px solid gray; width: 33%; height: 60px; margin-bottom: 5px;"></td> </tr> </table>			
<div style="border: 1px solid gray; width: 60px; height: 60px; margin: 0 auto;"></div>	<p>></p>	<p>508</p>			





1. Escribe los números y dibuja las fichas para completar los problemas.

1

A number line with arrows at both ends. Major tick marks are labeled 600, 700, and 800. There are 10 small tick marks between each major tick mark. A green dot is placed on the 12th small tick mark after 700, representing the number 792.

< 792

2

A number line with arrows at both ends. Major tick marks are labeled 300, 400, and 500. There are 10 small tick marks between each major tick mark. A green dot is placed on the 1st small tick mark after 400, representing the number 441.

< 441

3

A number line with arrows at both ends. Major tick marks are labeled 0, 100, and 200. There are 10 small tick marks between each major tick mark. A green dot is placed on the 4th small tick mark after 0, representing the number 24.

> 24






Completa cada operación.

$782 < \square$	$\square > 967$
$412 > \square$	$\square > 326$
$810 < \square$	$\square < 789$
$921 < \square$	$\square > 485$
$660 < \square$	$\square > 317$
$347 > \square$	$\square > 108$
$804 < \square$	$\square < 278$
$565 < \square$	$\square > 391$







Lee la historia.

El león pesó 758 kg.
El elefante bebé pesó 989 kg.
¿Cuál animal pesó menos?

Haz un modelo con fichas que explique la historia.




Escribe una operación para tu modelo.



Respuesta: _____

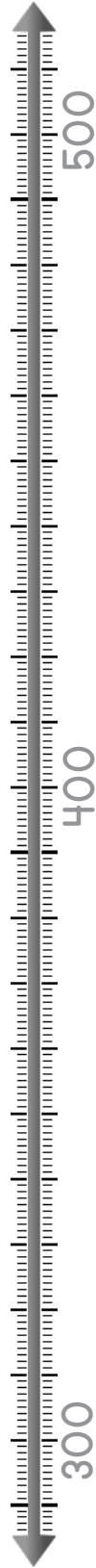




Lee la historia.

Jordy recolectó 457 conchas de mar.
Coda recolectó 365 conchas de mar.
¿Quién tiene más conchas?

Haz un modelo con puntos que explique la historia.



Escribe una operación para tu modelo.

Three empty rectangular boxes for writing an operation.

Respuesta: _____

