

Nombre: _____ Fecha: _____



Dibuja una ficha para completar la operación.

Ejemplo

Example 1: Three boxes, each containing a blue dot and a blank line, followed by an equals sign and a box containing three blue dots and a blank line.

Example 2: Three boxes, each containing a black circle with the number '10' and a blank line, followed by an equals sign and a box containing three black circles with the number '10' and a blank line.

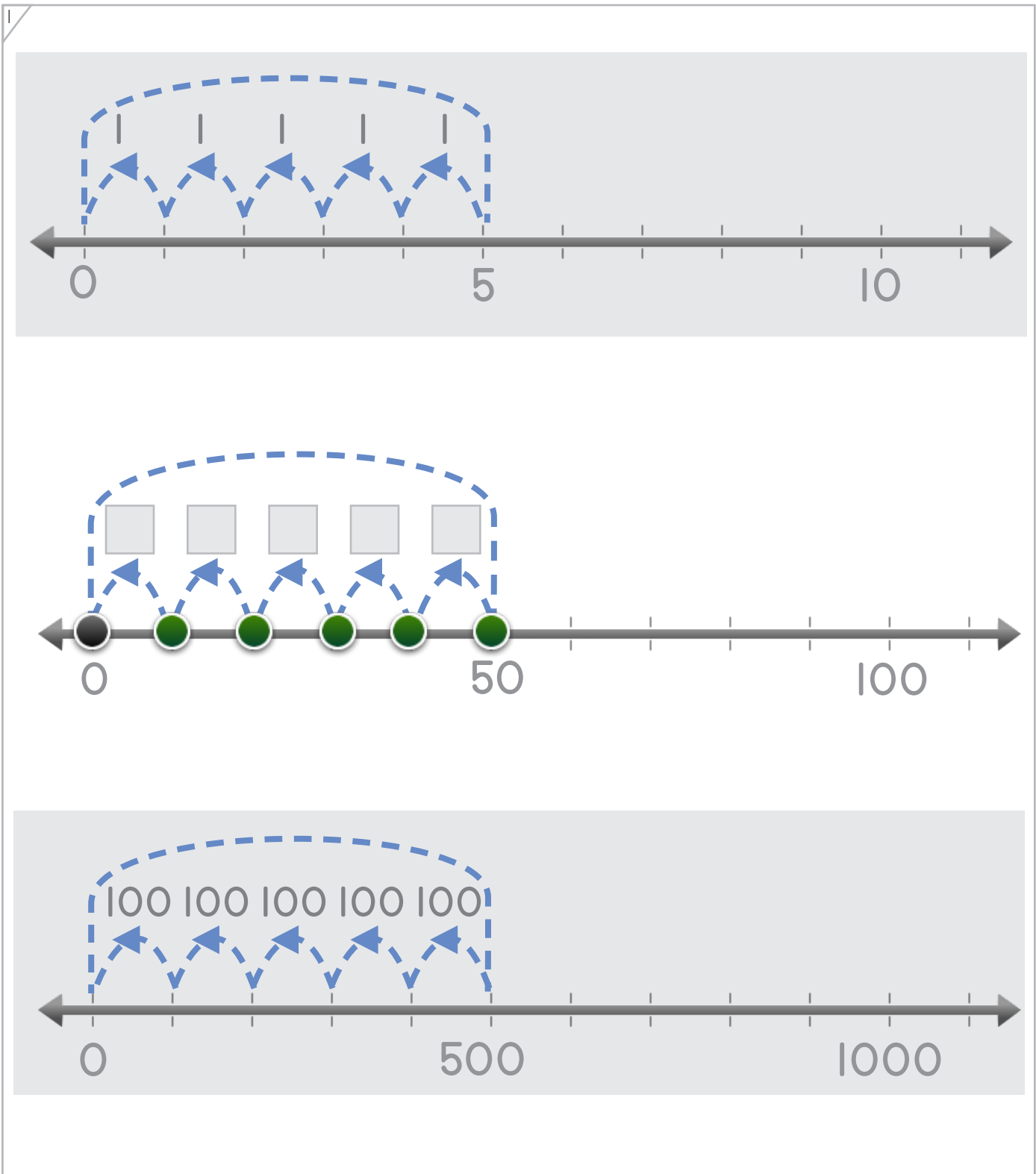
Example 3: Three boxes, each containing a yellow circle with the number '100' and a blank line, followed by an equals sign and a box containing three yellow circles with the number '100' and a blank line.

Blank area for drawing a card to complete the operation. It features four boxes with blue dots and blank lines, followed by an equals sign and a box with a blank line. Below this are two large gray rectangular areas, followed by another equals sign and a box with four black circles with the number '10' and a blank line. At the bottom is another equals sign and a box with four yellow circles with the number '100' and a blank line.



Nombre: _____ Fecha: _____

Coloca el número o los puntos para completar la operación.

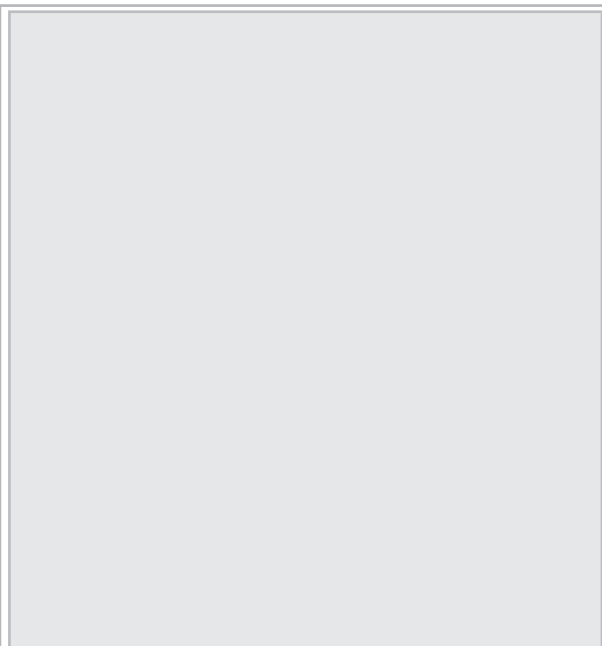


Copyright© 2017 Symphony Learning LLC. Se concede permiso para reproducir esta hoja para uso en el aula.







Dibuja las barras para completar cada operación.



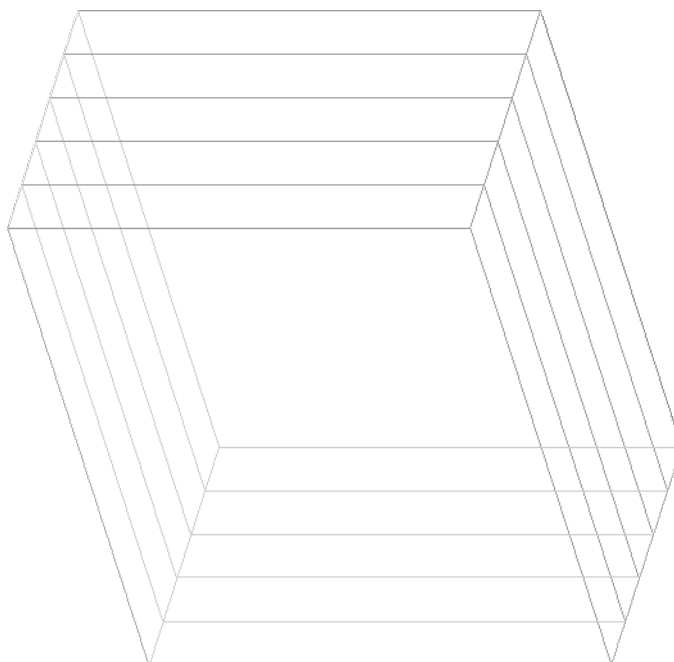
||



||



||



Nombre: _____ Fecha: _____

Coloca los puntos y los números para completar la operación.



1

=

5 ÷ = 1

=

50 ÷ =

=

= 500 ÷ 5

Copyright© 2017 Symphony Learning LLC. Se concede permiso para reproducir esta hoja para uso en el aula.





Coloca los puntos y los números para completar la operación.

$$\square \div 6 = 1$$

$$\square \div \square = 10$$

$$\square \div \square = \square$$






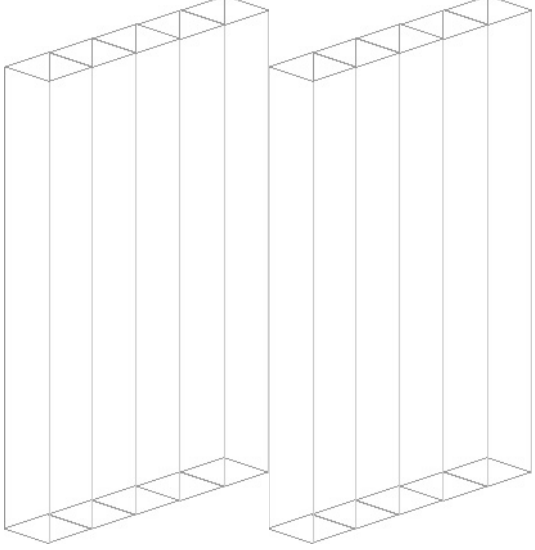
Nombre: _____ Fecha: _____

Dibuja las barras y coloca los números para completar la operación.




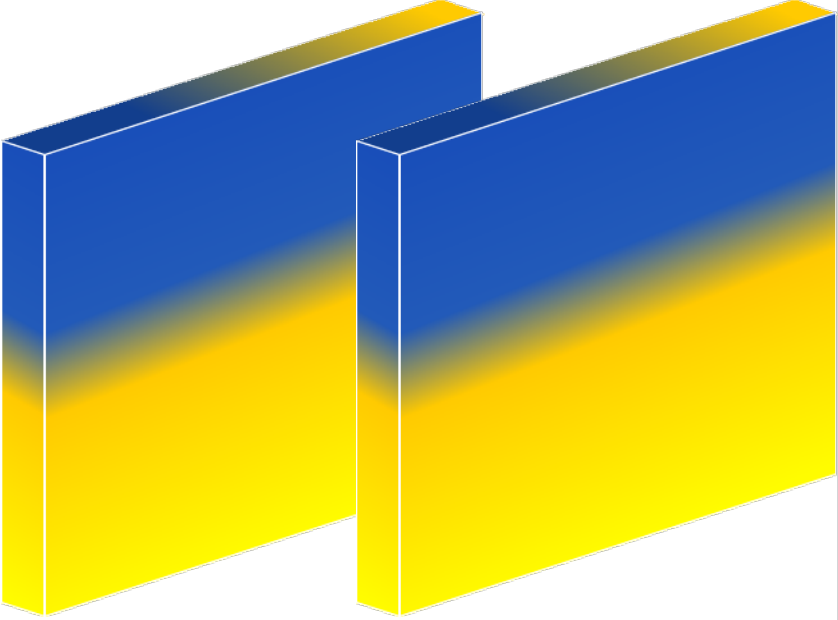
1

 = 

 = 

$1 = 2 \div \square$

$10 = \square \div 2$

 = 

$\square = \square \div \square$

Copyright© 2017 Symphony Learning LLC. Se concede permiso para reproducir esta hoja para uso en el aula.





Llena los espacios con los números correctos.

$\square \div 6 = 10$ $1 = \square \div 6$ $\square = 600 \div 6$	$\square \div 8 = 10$ $8 \div 8 = \square$ $\square \div 8 = 100$
$3 \div 1 = \square$ $\square \div 10 = 3$ $300 \div 100 = \square$	$5 = \square \div 1$ $\square = 50 \div 10$ $500 \div 100 = \square$
$7 = \square \div 10$ $7 \div 1 = \square$ $\square \div 100 = 7$	$\square \div 4 = 10$ $4 \div 4 = \square$ $\square \div 4 = 100$

