


Nombre: \_\_\_\_\_ Fecha: \_\_\_\_\_

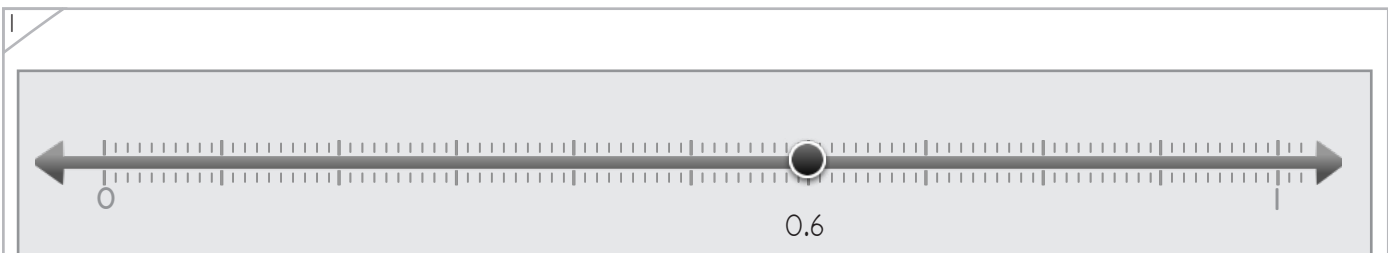


Coloca un punto en la recta numérica que corresponda a la comparación decimal.

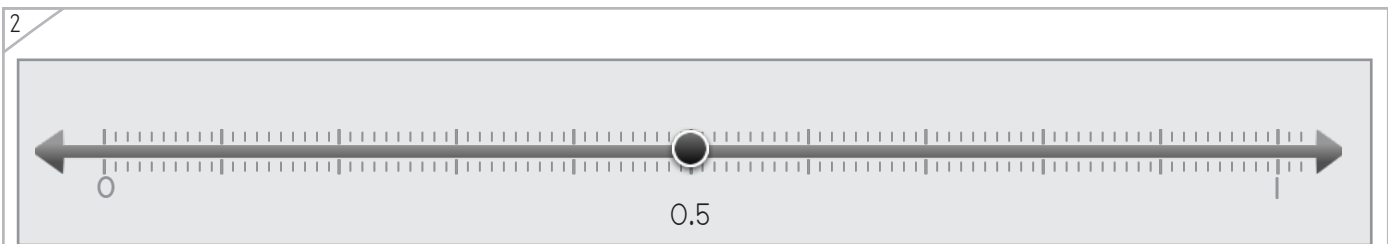
Ejemplo



$$0.8 > 0.76$$



$$0.6 > 0.27$$



$$0.5 < 0.61$$

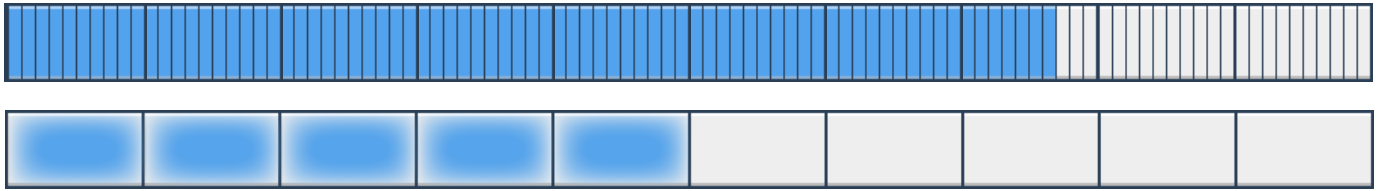


Nombre: \_\_\_\_\_ Fecha: \_\_\_\_\_

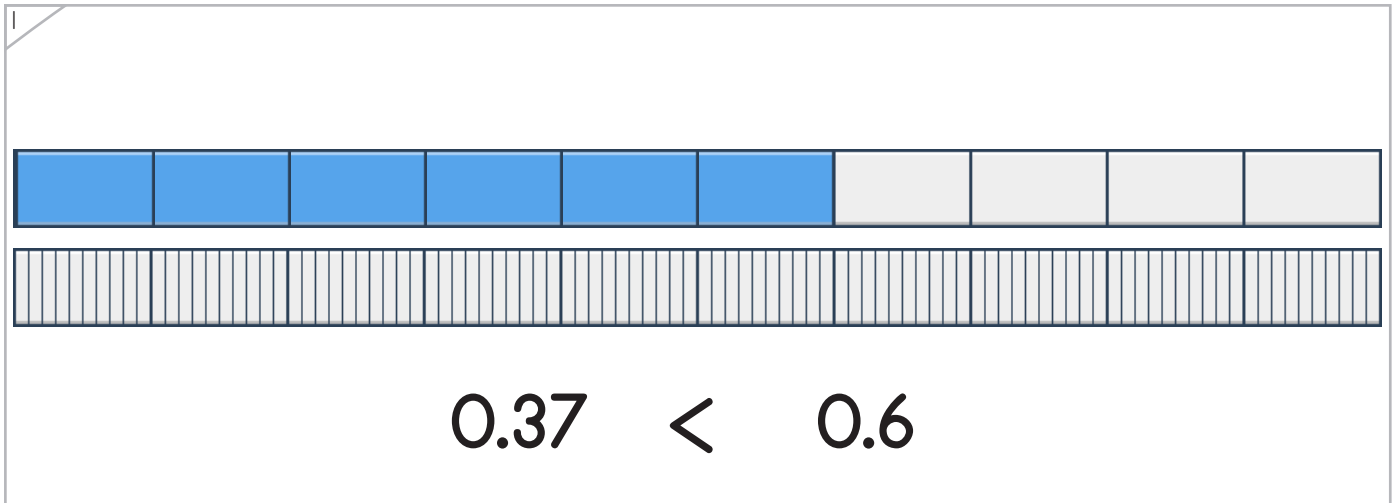


Ilumina las barras correspondientes.

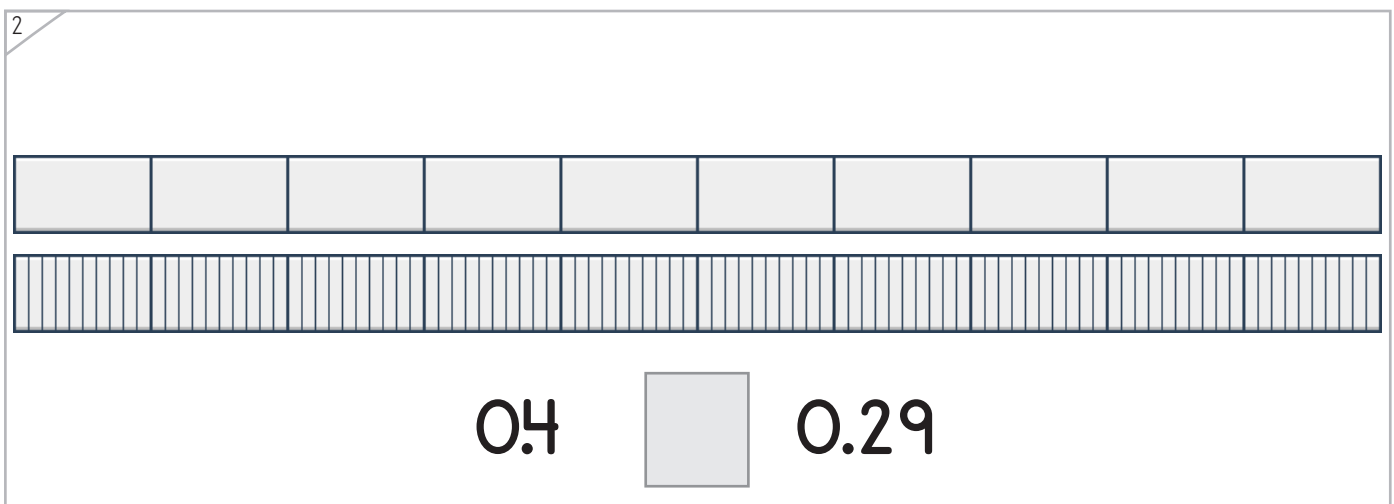
Ejemplo



$$0.77 > 0.5$$



$$0.37 < 0.6$$



$$0.4 \square 0.29$$



Nombre: \_\_\_\_\_ Fecha: \_\_\_\_\_



Coloca los puntos y decimales correspondientes en la recta numérica.

1

0.29 < 0.4

A number line from 0 to 1 with major tick marks every 0.1 and minor tick marks every 0.01. A dot is placed at the 29th minor tick mark from 0, representing 0.29.

2

> 0.7

A number line from 0 to 1 with major tick marks every 0.1 and minor tick marks every 0.01. A gray box is placed in the space between 0.7 and 1.0.

3

0.63 <

A number line from 0 to 1 with major tick marks every 0.1 and minor tick marks every 0.01. A dot is placed at the 63rd minor tick mark from 0, representing 0.63.

4

0.4  0.49

A number line from 0 to 1 with major tick marks every 0.1 and minor tick marks every 0.01. A gray box is placed in the space between 0.4 and 0.49.



Nombre: \_\_\_\_\_ Fecha: \_\_\_\_\_

Ilumina las barras y escribe el número que corresponda a la comparación decimal.



Manipulables y Símbolos

1

0.9  0.19

2

0.57 <

3

<

4

0.4  0.39





Llena los espacios correspondientes para que la comparación sea verdadera.

0.32 <input type="text"/> 0.2	0.38 > <input type="text"/>
0.73 > <input type="text"/>	0.9 <input type="text"/> 0.83
0.38 <input type="text"/> 0.3	<input type="text"/> < 0.7
<input type="text"/> < 0.2	0.46 <input type="text"/> 0.4
0.81 > <input type="text"/>	<input type="text"/> < 0.1
0.89 <input type="text"/> 0.9	<input type="text"/> < <input type="text"/>

