

Stage 3: Add & Subtract to 5

Dot Cards:

part	part	whole		
	+		=	
2	+	3	=	5

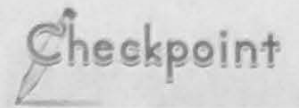
Number Bars: 1

whole			
part		part	
$5 = 3 + 2$			

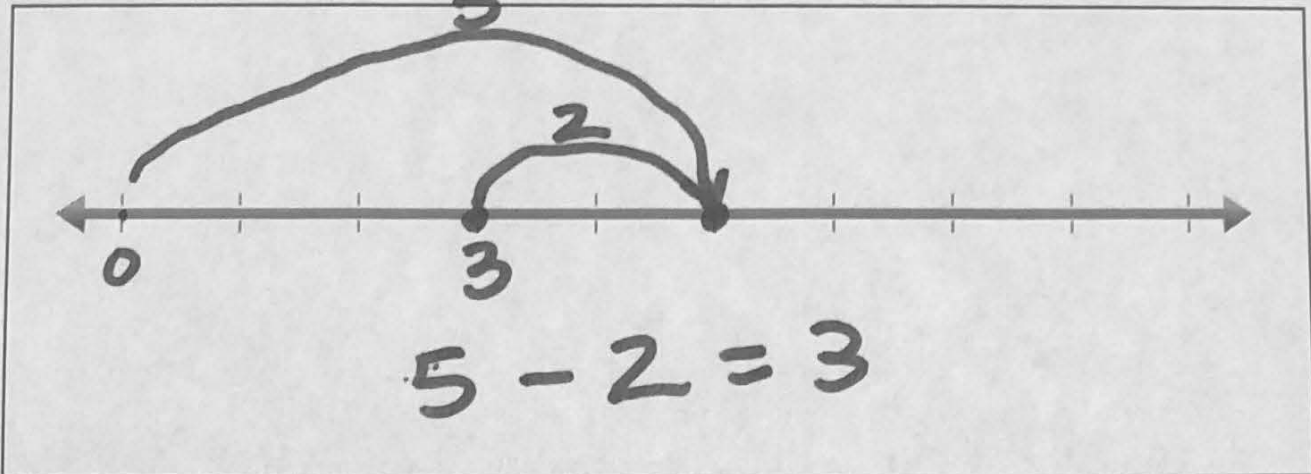
Copyright © 2019 Symphony Learning LLC. Permission is granted to reproduce this sheet for classroom use.



Name: _____ Date: _____






Number Line:






MY OWN:

$4 - 1 = 3$

A number line with arrows at both ends and tick marks. The number 0 is written below the first tick mark. The number 3 is written below the third tick mark. The number 4 is written below the fourth tick mark. A large curved arrow starts at 0 and ends at 4. A smaller curved arrow starts at 4 and ends at 3.

 $-$  $=$ 

whole 

part  part 

Copyright © 2019 Symphony Learning LLC. Permission is granted to reproduce this sheet for classroom use.