




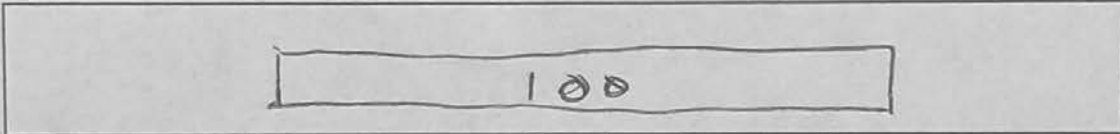


## Stage 7: Tens

Dot Cards:

<p>part</p> 	<p>part</p> 	<p>whole</p> 
---	---	--

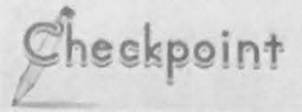
$80 + 20 = 100$

Number Bars:

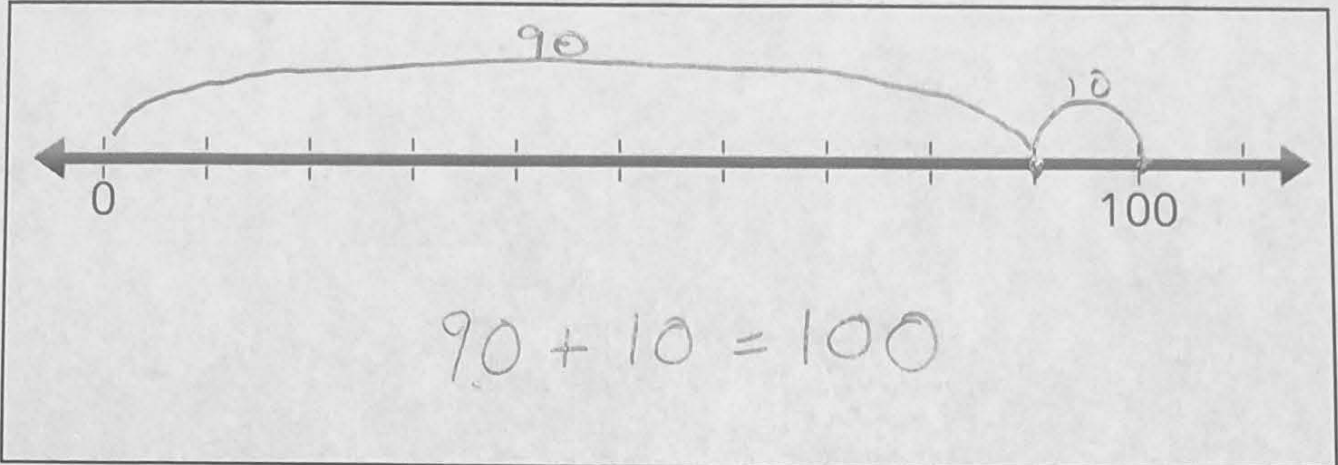
	
	

$100 = 60 + 40$

Name: \_\_\_\_\_ Date: \_\_\_\_\_



Number Line:



MY OWN:

$100 = \underline{20} + \underline{80}$

A number line from 0 to 100 with tick marks every 10 units. A curved arrow starts at 0 and ends at 20, labeled "20". A larger curved arrow starts at 20 and ends at 100, labeled "80".

Two ten-rod blocks (each with two ten-unit cubes) + eight ten-rod blocks (each with ten ten-unit cubes) = one hundred-rod block (with ten ten-unit cubes).

A single hundred-rod block labeled "100".

A ten-rod block labeled "20" and an eight-rod block labeled "80".

Copyright © 2019 Symphony Learning LLC. Permission is granted to reproduce this sheet for classroom use.